



TOYOTA C-HR



EVERY CHOICE COUNTS



Created without rules, the advanced new Toyota C-HR evolves the mould-breaking original into a powerful and emotive style statement. Unconventional by design and driven by technology, it is the crossover reimagined. Why blend in when you can stand out?

EVERY
CHOICE
COUNTS



Created without rules, the advanced new Toyota C-HR evolves the mould-breaking original into a powerful and emotive style statement. Unconventional by design and driven by technology, it is the crossover reimagined. Why blend in when you can stand out?



BOLD DESIGN

Impossible to ignore, the new Toyota C-HR fuses coupe and crossover design elements into an original and distinctive silhouette. Purposeful in its stance but with the streamlined profile of a coupe, it looks like no other car. The precise character lines, sleek headlights and elegant rear light bar remove all doubt: this car is ready to hit the road.

TRI-FOLD EXECUTION
The car's striking design, the product of interlocking geometric forms, is defined by muscular curves and precision-cut lines for a dynamic sense of movement.

CHOOSE TO STAND OUT

Ambitious design demands perfection from every detail. Machine-cut wheels*, combined with the car’s broad and confident stance, create an irresistible visual impact. Flush door handles, featured on a Toyota for the first time, are fundamental to the clean, sculptural aesthetic. And the Bi-tone+ design*, with its powerful contrast black execution, follows the body’s curves to emphasise the new Toyota C-HR’s expressive proportions.

DISTINCTIVE HAMMERHEAD FACE
The imposing grille and piercing LED headlamps combine to form the distinctive hammerhead face. An athletic design full of movement, the new Toyota C-HR appears ready to leap forward.

* Only available on selected grades, please see grade pages for more information.



UK specifications may vary.



CREATED AROUND YOU

A fusion of comfort, innovation and emotion for the excitement of driving, this light and airy space is built around you. A wing-like theme, focused on the driver and aligned with the direction of travel, flows through the interior, creating a sense of harmony. Premium soft-touch materials take sensory quality to the next level.

CUTTING-EDGE PANORAMIC ROOF
The Toyota Skyview® Panoramic roof* with thermal comfort glass keeps it warm in winter and cool in summer.

* Only available on selected grades, please see grade pages for more information.



Model shown is Premiere Edition.

UK specifications may vary.



WELCOME BACK
New Toyota C-HR welcomes you before every drive with an exterior lighting sequence*. It also auto-adapts to your preferred seat position* and digital settings as you jump in.

TURN DRIVES INTO PERSONALISED EXPERIENCES

Intelligent technology defines every aspect of the new Toyota C-HR: how it feels, how it drives and how it entertains. At its core is a seamless and personalised digital experience optimised around every step of the journey. Discreet and deftly integrated, this powerful functionality is intuitive to use thanks to twin 12.3"* high-resolution displays that work in harmony. A truly digital interior with immersive entertainment, new Toyota C-HR redefines the driving environment.

* Only available on selected grades, please see grade pages for more information.



UK specifications may vary.

THE POWER OF CHOICE

Your Toyota C-HR is just that – yours. From its display layouts to the colour and tone of the interior lighting*, every aspect of the car’s character can be personalised to suit your style. Set the colour and theme for the digital combimeter and configure its layout as you like, with four themes and three dial layouts to choose from. Apple CarPlay and Android Auto™ compatible, this effortlessly digital space responds to touch or voice commands – it’s your choice.

Apple CarPlay is a trademark of Apple Inc.

INTELLIGENT AMBIENT LIGHTING*
Integrated into the sensual lines, the expressive ambient lighting can be set to one of 14 theme colours and 50 custom colours. It can also change with the time of day, the cabin temperature and the selected drive mode.

* Only available on selected grades, please see grade pages for more information.





MYTOYOTA APP.

IN CONTROL FROM YOUR PHONE

Connectivity doesn't stop when you leave the car. The MyToyota app is a powerful tool on the move. Secure your car from afar, locking the doors with Remote Control. Use Remote Climate Control to cool or warm the cabin ahead of a journey. And with Car Spotter you can remotely flash the hazard lights and see the car's location on a map, making it easy to find.





HYBRID OR PLUG-IN HYBRID

The Toyota C-HR combines inspiring performance with the agility of a hatchback. Hybrids provide a smooth drive and the new fifth-generation powertrains deliver efficiency, refinement and drivability. Choose between a Self-Charging Hybrid, or a Plug-in Hybrid for additional EV capability.

DRIVE YOUR WAY
Take charge with switchable driving modes. Select Normal, Eco, Sport or Custom to tailor the Toyota C-HR's driving characteristics to suit your style.



THE DRIVE TO PERFORM

Drive electrified with Toyota's most advanced Hybrid powertrains yet. With compact motors and powerful high-voltage batteries, the new Toyota C-HR's Hybrid options deliver a balance of power and efficiency.



Model shown is Premiere Edition.



Model shown is Premiere Edition.

UK specifications may vary.

SUSTAINABILITY AT ITS CORE

The new Toyota C-HR is proof that doing things differently doesn't have to mean compromise. Recycled materials have the potential to redefine premium, while a lighter car is also a more engaging car to drive. The new Toyota C-HR introduces leather alternatives. The use of recycled plastics is increased compared with its predecessor. The body, painted in low-impact water-based paints, takes advantage of high-strength steel to reduce weight, driving down fuel consumption.

SECOND-LIFE PLASTICS

The new Toyota C-HR makes extensive use of recycled plastics. Used for seat fabric, floor mats, luggage boxes and more.



TOYOTA SAFETY SENSE. WITH YOU FOR A SAFER JOURNEY

For safety functions, Toyota C-HR is built with Safety Sense. This includes the latest generation of Toyota Safety Sense as well as the possibility to update its features Over-The-Air.

PRE-COLLISION SYSTEM (PCS)

Pre-Collision System can detect and help you avoid collisions with other vehicles, pedestrians, cyclists and motorbikes. It works by alerting the driver with audio and visual warnings and brake assistance. Additionally, Intersection Collision Avoidance Support and Emergency Steering Assist support in the day when turning at junctions and making evasive manoeuvres.

FULL SPEED RANGE ADAPTIVE CRUISE CONTROL (ACC)

This system keeps you at a minimum pre-set distance from the vehicle in front. If this distance falls, the system reduces your speed and eventually the brakes will be applied and brake lights activated. Full-Speed-Range ACC can bring the vehicle to a complete stop should the preceding vehicle stop ahead. A small input on the accelerator pedal or ACC switch will reenable the system. If your car is equipped with Road Sign Assist (RSA), this system will also recognize speed limits on your driving route and suggest any necessary adjustments.

EMERGENCY DRIVING STOP SYSTEM (EDSS)

Under LTA (Lane Tracing Assist) control, if the system detects no driver input for some time, audible warnings will alert the driver. If no further inputs are detected, EDSS brings the vehicle to a gradual stop while keeping it safely in lane. Hazard lights are activated to warn other road users, and doors are unlocked to allow emergency services easy access if required.

PROACTIVE DRIVING ASSIST, DECELERATION ASSIST (DA)

This system supports smooth deceleration when the accelerator pedal is released, when approaching a curve or a preceding car.

TOYOTA SAFETY SENSE (TSS) SOFTWARE UPDATES

TSS Over-the-air (OTA) software updates ensure Toyota Safety Sense (TSS) is up to date with latest features and improvements.





UK specifications may vary.

TECHNOLOGY THAT PROTECTS

The Toyota C-HR has the technology to constantly monitor the driving environment and alerting you to risks. Linked to the car's Safe Exit System, the interior ambient lighting* switches to an intense red to warn of a potential collision. And that high level of driver support is there whenever you need it. At low speeds, Panoramic View Monitor* offers a drone-like image of the car from above, displayed on the 12.3" multimedia screen* for an unimpeded view of your surroundings.

SAFE EXIT ASSIST (SEA)

This system uses the Blind Spot Monitor radar to help prevent a collision between an occupant's opened door and a vehicle or cyclist approaching from behind. If there is a risk of a collision, indicators illuminate on the outer mirrors and multi-information display, the interior ambient lighting will turn red together and an audible buzzer will sound to alert occupants.

REAR SEAT REMINDER SYSTEM (RSRS)

This system alerts the driver if a passenger or object is left on the rear seat when leaving the car. The alerts will include: a warning in the digital combimeter and, subject to model, after locking the car, also hazard lamp and an audible buzzer will activate.

PANORAMIC VIEW MONITOR (PVM)*

Parking is easier and safer with this system which combines the images from four cameras to create an almost 360° view of your surroundings.

DRIVER MONITORING CAMERA*

Checking the driver status, then providing suggestions or alerts according to the status. Enhances performance and functionalities of the Pre-Collision System (PCS) and Emergency Driving Stop System (EDSS).

* Only available on selected grades, please see grade pages for more information.



- MAIN FEATURES
- 17" silver alloy wheels (5-double-spoke)
 - Pre-Collision System with Pedestrian (day & night), Cyclist & Motorbike (day) Detection
 - 8" Toyota Smart Connect with smartphone integration including Apple CarPlay
 - Cloud Navigation
 - 7" digital combimeter
 - Smart Entry & Push-button Start
 - Blind Spot Monitor
 - Safe Exit Assist
 - LED reflector headlights
 - Smart Voice Assist
- CUSTOMISATION PACKS
- Protection+
 - Side Steps
 - Style Pack
 - Sports Pack
 - Protection Film Pack
 - Vertical Towing





- MAIN FEATURES
(ADDITIONAL TO DESIGN)
- 19" black machined-face alloy wheels (5-double-spoke)

— Toyota Skyview® Panoramic roof with thermal comfort glass

— Black Bi-tone roof

— 360° Panoramic View Monitor

— Driver Monitoring Camera

— Front Cross Traffic Alert

— Lane Change Assist

— Adaptive High-beam System

— Cornering lights
- OPTIONS
- Tech Pack

— JBL® Premium Sound System with 9 speakers
- CUSTOMISATION PACKS
- Protection+

— Side Steps

— Style Pack

— Sports Pack

— Protection Film Pack

— Vertical Towing





- MAIN FEATURES
(ADDITIONAL TO DESIGN)**
- 20" black machined-face alloy wheels (5-double-spoke)
 - Head Up Display
 - JBL® Premium Sound System with 9 speakers
 - Front power adjustable premium sports seats with memory on driver's seat
 - Bi-tone+ roof with black rear execution
 - GR logo on the steering wheel and embossed in the seat headrest
 - Gloss black G-mesh front grilles with gunmetal inlay

- OPTIONS**
- Safety Pack
 - Premium Pack

- CUSTOMISATION PACKS**
- Protection+ (GR SPORT)
 - Side Steps
 - Protection Film Pack
 - Vertical Towing

GR SPORT

Sporty and authentic on 20" wheels, GR SPORT thrills with its unique Gazoo Racing inspired exterior and interior detailing. The suede and synthetic leather premium sports seats feature red stitching and are embossed with the iconic GR SPORT logo.





MAIN FEATURES

- 19" black machined-face alloy wheels (5-double-spoke)
- Toyota Skyview® Panoramic roof with thermal comfort
- Sulphur Bi-tone+ roof with black rear bumper extension
- JBL® Premium Sound System with 9 speakers
- Head Up Display
- 360° Panoramic View Monitor
- Front Cross Traffic Alert
- Full leather seats

CUSTOMISATION PACKS

- Protection+
- Side Steps
- Protection Film Pack
- Vertical Towing

PREMIERE EDITION

Injected with a timeless sophistication, Premiere Edition is impossible to ignore in striking Sulphur Bi-tone+. Standard equipment includes a Head Up Display, panoramic roof and a full leather interior with Sulphur stitching.



EXPRESS YOURSELF

Breakthrough design demands innovative colours. With three high-impact executions – Bi-tone+, Bi-tone and elegant Monotone – the new Toyota C-HR is a blank canvas for creativity. Paint it from a palette of powerful colours, including new Sulphur, Scarlett Flare and mesmerising Silver Metallic.



Precious Silver*
Bi-tone+

Pure White
Monotone
Bi-tone

Platinum White Pearl*
Monotone
Bi-tone
Bi-tone+

Silver Metallic§
Monotone
Bi-tone

Decuma Grey§
Monotone
Bi-tone
Bi-tone+

Scarlett Flare*
Bi-tone
Bi-tone+

Midnight Teal§
Monotone
Bi-tone

Sulphur§
Bi-tone+

Ash Grey§
Bi-tone+

Eclipse Black§
Monotone

* Premium paint. § Metallic paint. º Premiere Edition.

ATTITUDE ON THE ROAD



- 1. 17" silver alloy wheels (5-double-spoke)
Standard on Icon
- 2. 18" black machined-face alloy wheels (5-double-spoke)
Standard on Design
- 3. 19" black machined-face alloy wheels (5-double-spoke)
Standard on Excel & Premiere Edition
- 4. 20" black machined-face alloy wheels (5-double-spoke)
Standard on GR SPORT
- 5. 19" anthracite black alloy wheels (5-double-spoke)
Optional on Excel and Premiere Edition



IN THE DRIVER'S SEAT



1. **Black fabric**
Standard on Icon
2. **Black fabric with grey stitching**
Standard on Design
3. **Black fabric, suede & animal-free leather**
Standard on Excel
4. **Black suede & animal-free leather with red stitching**
Standard on GR SPORT
5. **Black leather with Sulphur stitching**
Standard on Premiere Edition



ACCESSORIES

Designed for your Toyota, our genuine accessories are fitted by trained Toyota professionals and are of the highest quality. Our accessory packs include only genuine Toyota accessories and are produced to meet your needs. Genuine Toyota accessories are available to purchase from any Toyota dealer or our official eBay store, for peace of mind a 12-month warranty is included.



Style Pack



Fog lamp surround

Front bumper trim in piano black
This piano black trim adds an eye-catching detail to your lower front bumper.

Protection+ Pack




Boot liner



Boot mat (GR SPORT only)



Mud flaps



Mirror protection film

Sports Pack



SIDE STEP PACKS

Front skirt
A sculpted aerodynamic design to give your car an even more powerful appearance.

Side steps
These side steps provide easy access to your roof accessories while enhancing the rugged appeal of your car.

Rear skirt
Complement your car’s dynamic lines while creating an extra dimension of sporty looks and personality.



Towing

Vertical Detachable Towing Hitch
The vertical detachable towing hitch comes with rear bumper protection film and is designed so you can easily attach and remove the tow ball at your leisure.



PROTECTION FILMS
Toyota Protection films provide durable, long-lasting protection for the most vulnerable areas of the vehicle. Highly transparent, these protective films are virtually invisible when applied to the paintwork.

- Front bumper protection film
- Bonnet protection film
- Roof protection film



SEATBACK PROTECTION
Protects the backs of the seats from dirt and spills when folded, to load longer items for example. The textured surface helps prevent items shifting and sliding during transit.

BOOT LINER
Tailored to fit the boot of your vehicle and provide protection against dirt and spills. The design features a special anti-slip surface pattern to help stop luggage moving while you drive.

SPECIFICATIONS

	Hybrid 1.8 Petrol Hybrid (140 hp) Automatic Front Wheel Drive - FWD	Hybrid 2.0 Petrol Hybrid (197 hp) Automatic Front Wheel Drive - FWD	Plug-in Hybrid 2.0 Petrol Plug-in Hybrid (223 hp) Automatic Front Wheel Drive - FWD
ENVIRONMENTAL PERFORMANCE			
CO ₂ Combined WLTP (g/km)	105-111	110-111	19-20
Fuel Economy – Combined Max WLTP (mpg)	57.6-60.1	57.6	313.8-353.1
Hydrocarbons, THC (mg/km)	17.6	16	13.4
Hydrocarbons, NMHC (mg/km)	15.4	13.1	10.0
Nitrogen Oxides, NOx (mg/km)	2.8	2.7	6.3
Sound Level Drive By (dB(A))	67.0	67.0	68
Euro Class	EURO 6 EA	EURO 6 EA	EURO 6 AE
Fuel Grade - Recommended	95 or more (octane)	95 or more (octane)	95 or more (octane)
Fuel Tank Capacity	43	43	43
Carbon Monoxide, CO (mg/km)	97.8	176.3	166.0

Figures are provided for comparative purposes; only compare fuel consumption and CO₂ figures with other cars tested to the same technical procedures. These figures may not reflect real life driving results. All models and grades are certified according to the World Harmonised Light Vehicle Test Procedure (WLTP), which replaces the New European Driving Cycle test procedure (NEDC). All CO₂ figures quoted are NEDC equivalent. All mpg figures quoted are WLTP figure

	Hybrid 1.8 Petrol Hybrid (140 hp) Automatic	Hybrid 2.0 Petrol Hybrid (197 hp) Automatic	Plug-in Hybrid 2.0 Petrol Plug-in Hybrid (223 hp) Automatic
ENGINE			
Total Hybrid System Output (DIN hp / rpm)	140 / 6,000	197 / 5,200	223 / 6,000
Total Hybrid System Output (kW)	103	145	164
Total System Torque (NM / rpm)	185/ 4,400 – 5,200	206 / 4,400 – 5,200	208 / 3,600
Engine Code	2ZR-FXE	M20A-FXS	M20A-FXS
Displacement (cc)	1798	1987	1987
Bore x Stroke (mm x mm)	80.5 x 88.3	80.5 x 97.6	80.5 x 97.6
Compression Ratio	13.048:1	14:1	14:1
Number Of Cylinders	4 Cylinder, In Line	4 Cylinder, In Line	4 Cylinder, In Line
Valve Mechanism	16-Valve DOHC, Chain Drive (With VVT-iE and VVT-i)	16-Valve DOHC, Chain Drive (With VVT-iE and VVT-i)	16-Valve DOHC, Chain Drive (With VVT-iE and VVT-i)
Fuel Injection System	SFI	SFI D-4S	SFI D-4S
Hybrid Vehicle Battery: Type	Lithium-ion-battery	Lithium-ion-battery	Lithium-ion-battery

	Hybrid 1.8 Petrol Hybrid (140 hp) Automatic	Hybrid 2.0 Petrol Hybrid (197 hp) Automatic	Plug-in Hybrid 2.0 Petrol Plug-in Hybrid (223 hp) Automatic
ENGINE			
Electric Front Motor: Type	Permanent magnet synchronous motor	Permanent magnet synchronous motor	Permanent magnet synchronous motor

TRANSMISSION			
Transmission Type	Automatic	Automatic	Automatic
Drive	FWD	FWD	FWD

PERFORMANCE			
Maximum Speed (mph)	105	111	111
Acceleration 0-62 (mph)	10.2	8.1	7.2
Drag Coefficient	0.318	0.318	0.318

SUSPENSION			
Suspension Front	MacPherson Strut	MacPherson Strut	MacPherson Strut
Suspension Rear	Double wishbone	Double wishbone	Double wishbone

BRAKES			
Brakes Front	Ventilated disc 1-cylinder	Ventilated disc 1-cylinder	Ventilated disc 1-cylinder
Brakes Rear	Solid disc 1-cylinder	Solid disc 1-cylinder	Solid disc 1-cylinder

	Hybrid 1.8 Petrol Hybrid (140 hp) Automatic	Hybrid 2.0 Petrol Hybrid (197 hp) Automatic	Plug-in Hybrid 2.0 Petrol Plug-in Hybrid (223 hp) Automatic
WEIGHTS & TOWING CAPACITY			
Gross Train Weight - Total (kg)	2655	2680	2855
Gross Vehicle Weight - Total (kg)	1930	1955	2130
Kerb Weight / Unladen Weight (kg)	1430-1490	1475-1520	1645-1695
Maximum Trailer Weight - Braked (kg)	725	725	725

SPECIFICATIONS

WEIGHTS & TOWING CAPACITY	Hybrid 1.8 Petrol Hybrid (140 hp) Automatic	Hybrid 2.0 Petrol Hybrid (197 hp) Automatic	Plug-in Hybrid 2.0 Petrol Plug-in Hybrid (223 hp) Automatic
Maximum Trailer Weight - Unbraked (kg)	725	725	725
Gross Vehicle Weight - Front (kg)	1180	1180	1180
Gross Vehicle Weight - Rear (kg)	1080	1080	1080

EXTERIOR DIMENSIONS	5 Door Crossover
Exterior Length (mm)	4362
Exterior Width (mm)	1832
Exterior Height (mm)	1564
Front Tread (mm)	1550 / 1570
Rear Tread (mm)	1565 / 1585
Overhang Front (mm)	911
Overhang Rear (mm)	811
Wheelbase (mm)	2640


INTERIOR DIMENSIONS	5 Door Crossover
Number of Seats	5
Interior length (mm)	1690
Interior Width (mm)	1465
Interior Height (mm)	1160 / 1210

LUGGAGE VOLUME	5 Door Crossover
Luggage Capacity (Laden To Tonneau Cover) l	310 / 364 / 388
Load Volume (m³)	0.31 / 0.364 / 0.388

STEERING	5 Door Crossover
Turning Radius Tyre (m)	5.5
Turning Radius Body (m)	5.8

OFF ROAD	5 Door Crossover
Minimum Running Ground Clearance (mm)	137 / 161
Approach Angle (°)	14
Departure Angle (°)	27 / 28

WHEELS	Icon	Design	Excel	GR SPORT	Premiere Edition
18" Black Machined-face Alloy wheels (5-double-spoke)	–	●	–	–	–
Tyre Repair Kit (TRK)	●	●	●	●	●
17" Silver Alloy wheels (5-double-spoke)	●	–	–	–	–
19" Black Machined-face Alloy wheels (5-double-spoke)	–	–	●	–	●
20" Black Machined-face Alloy wheels (5-double-spoke)	–	–	–	●	–



● = Standard ○ = Optional – = Not available

EQUIPMENT

EXTERIOR STYLING	Icon	Design	Excel	GR SPORT	Premiere Edition
Premium Bi-tone+ Black Rear Execution	–	–	–	●	●
Black wheel arch moulding	●	●	●	●	●
Body-coloured rear spoiler	●	●	●	●	●
LED Front light guide	–	–	●	●	●
Gloss black front grille	–	–	●	●	●
G-mesh front side grille	–	–	–	●	–
Privacy Glass	–	●	●	●	●
Rear bumper with dark grey insert	●	●	●	–	●
Rear bumper with gunmetal insert	–	–	–	●	–
Gunmetal surround on lower front grille	–	–	–	●	–
Piano black rear bumper extension	–	–	●	●	●
Dark grey surround on lower front grille	●	●	●	–	●
Grained rear bumper extension	●	●	–	–	–
Grained front side grille	●	●	–	–	–
Grained lower front grille	●	●	–	–	–
Piano Black Front Side Grille	–	–	●	●	●
Gloss black door belt moulding	–	●	●	●	●

EXTERIOR COMFORT	Icon	Design	Excel	GR SPORT	Premiere Edition
Smart Entry & Push-button Start	●	●	●	●	●
Auto headlights	●	●	●	●	●
Auto wipers	●	●	●	●	●
Automatic headlight cut-off	●	●	●	●	●
Auto-retractable door mirrors	●	●	●	●	●
Boot door release with Push-button	●	●	●	●	●
Power-adjustable door mirrors	●	●	●	●	●
Electric heated door mirrors	●	●	●	●	●

EXTERIOR COMFORT	Icon	Design	Excel	GR SPORT	Premiere Edition
Follow-me-home headlights	●	●	●	●	●
Headlight cut-off reminder	●	●	●	●	●
Power tailgate	–	●	●	●	●
Puddle lights	●	●	●	●	●
Remote boot door release in cabin	●	●	●	●	●
Remote door lock	●	●	●	●	●
Smartphone remote hazard lights system	●	●	●	●	●
Smartphone remote door lock	●	●	●	●	●
Toyota Skyview® Panoramic roof with thermal comfort glass	–	○	●	P	●
Flush front door handles	●	●	●	●	●
Flush rear door handles	●	●	●	●	●

INTERIOR STYLING	Icon	Design	Excel	GR SPORT	Premiere Edition
Black centre air vent	●	●	●	●	●
Electronic parking brake	●	●	●	●	●
Fabric door trim	●	●	–	–	–
Scuff plates	●	●	●	–	●
GR SPORT aluminium front scuff plates	–	–	–	●	–
Synthetic leather gear shift knob	●	●	●	●	●
Dark grey interior door handles	●	●	●	●	●
Customisable multi-ambient lighting on front doors	–	–	●	●	●
Suede front door trim	–	–	●	●	●
Suede rear door armrests	–	–	●	●	●
3-spoke synthetic leather steering wheel	●	●	●	●	●
GR Logo on steering wheel	–	–	–	●	–
3-spoke premium synthetic leather steering wheel	–	–	–	●	–

● = Standard ○ = Optional – = Not available P = Part of an optional pack

EQUIPMENT

INTERIOR STYLING	Icon	Design	Excel	GR SPORT	Premiere Edition
Platinum white and blue stitching on front door armrests	—	—	●	—	—
Red stitching on front door armrests	—	—	—	●	—
Sulphur stitching on front door armrests	—	—	—	—	●

INTERIOR COMFORT	Icon	Design	Excel	GR SPORT	Premiere Edition
Automatic air conditioning	●	—	—	—	—
Dual-zone automatic air conditioning	—	●	●	●	●
Push-button start	●	●	●	●	●
12V power outlet & USB type-C connector - Front centre console box	●	●	●	●	●
60:40 split-folding rear seats	●	●	●	●	●
7" Digital Combimeter	●	—	—	—	—
12.3" Digital Combimeter	—	●	●	●	●
Anti-jam protection on power windows	●	●	●	●	●
Auto up & down function on power windows	●	●	●	●	●
Assist grips - Centre pillar	●	●	●	●	●
Assist grips - Front pillar	●	●	●	●	●
Auto-dimming rear view mirror	●	●	●	●	—
Boot light	●	●	●	●	●
Child safety door lock	●	●	●	●	●
Digital speedometer	●	●	●	●	●
Digital tachometer	●	●	●	●	●
Driver & front passenger personal lights	●	●	●	●	●
Dynamic guide lines on Reversing Camera	—	—	●	P	●
Static guide lines on Reversing Camera	●	●	—	●	—
Electric Power Steering (EPS)	●	●	●	●	●
Front sports seats	●	●	—	—	—
Front premium sports seats	—	—	●	●	●

INTERIOR COMFORT	Icon	Design	Excel	GR SPORT	Premiere Edition
Head Up Display (HUD)	—	—	P	●	●
Heated driver & front passenger seats	—	●	●	●	●
Hybrid System Indicator	●	●	●	●	●
Illuminated entry system	—	●	—	—	—
Light on driver sun visor	●	●	●	●	●
Light on passenger sun visor	●	●	●	●	●
Manual telescopic steering wheel	●	●	●	●	●
Manual tilt steering wheel	●	●	●	●	●
Manually height-adjustable driver seat	●	●	—	—	—
Manually height-adjustable front passenger seat	—	●	●	●	●
Mirror on driver sun visor	●	●	●	●	●
Mirror on passenger sun visor	●	●	●	●	●
Noise reduction layer on front windows	—	—	●	●	●
Noise reduction layer on windscreen	—	●	●	●	●
Power door lock	●	●	●	●	●
Power-adjustable lumbar support on driver seat	—	●	●	●	●
Power-height-adjustable driver seat	—	—	●	●	●
Power-reclining driver seat	—	—	●	●	●
Power-sliding driver seat	—	—	●	●	●
Power-adjustable cushion on drivers seat	—	—	●	●	●
Memory function on driver seat	—	—	●	●	●
Rear passenger personal lights	●	●	●	●	●
Rear power windows	●	●	●	●	●
Rear window defogger	●	●	●	●	●
Audio switches on steering wheel	●	●	●	●	●
Lane Departure Alert (LDA) switch on steering wheel	●	●	●	●	●
Multimedia switches on steering wheel	●	●	●	●	●

● = Standard ○ = Optional — = Not available P = Part of an optional pack

EQUIPMENT

INTERIOR COMFORT	Icon	Design	Excel	GR SPORT	Premiere Edition
Telephone switches on steering wheel	●	●	●	●	●
Voice recognition switch on steering wheel	●	●	●	●	●
UV-filter on driver & front passenger windows	●	●	●	●	●
UV-filter on rear windows	●	●	●	●	●
Variable intermittent windscreen wipers	●	●	●	●	●
Wireless mobile phone charger	—	●	●	●	●
Digital interior rear-view mirror	—	—	P	P	●
Remote air conditioning system	●	●	●	●	●
Nanoe™ X air purifier	—	—	●	●	●
Clean air filter	●	●	●	●	●
Pollen air filter with deodorising odour eliminator	—	●	●	●	●
Customisable multi-ambient illuminated entry system	—	—	●	●	●

STORAGE	Icon	Design	Excel	GR SPORT	Premiere Edition
Coat hooks – 2 rear	●	●	●	●	●
Front console box	●	●	●	●	●
Front cup holders	●	●	●	●	●
Front door pockets	●	●	●	●	●
Hard tonneau cover	●	●	●	●	●
Rear door bottle holders	●	●	●	●	●
Slow opening single compartment glovebox with light	●	●	●	●	●
Passenger-only seatback pocket	—	—	●	●	●

MULTIMEDIA	Icon	Design	Excel	GR SPORT	Premiere Edition
8" Toyota Smart Connect with Smartphone integration incl Apple CarPlay	●	—	—	—	—
12.3" Toyota Smart Connect multimedia system with wireless Smartphone integration incl Apple CarPlay	—	●	●	●	●
Cloud Navigation	●	—	—	—	—

MULTIMEDIA	Icon	Design	Excel	GR SPORT	Premiere Edition
Built-in & Cloud Navigation	—	●	●	●	●
6 speakers	●	●	●	—	—
9 speakers	—	—	P	●	●
Bluetooth® Connectivity	●	●	●	●	●
Digital Audio Broadcast (DAB)	●	●	●	●	●
JBL® Premium Sound System	—	—	P	●	●
Microphone on front personal light	●	●	●	●	●
MyToyota Connected Services	●	●	●	●	●
Voice recognition	—	●	●	●	●
Wireless Smartphone integration incl Apple CarPlay	●	●	●	●	●
Smart Voice Assist	●	●	●	●	●
Front USB type-C connector	●	●	●	●	●
Rear USB type-C connector	—	●	●	●	●

SAFETY	Icon	Design	Excel	GR SPORT	Premiere Edition
Front parking sensors with automatic braking	—	●	●	●	●
Intelligent Parking Sensors (objects and vehicle)	—	●	—	●	—
Intelligent Parking Sensors (rear for objects, vehicle and Pedestrians)	—	—	●	P	●
Reversing Camera	●	●	●	●	●
360° Panoramic View Monitor (PVM)	—	—	●	P	●
Road Sign Assist (RSA)	●	●	●	●	●
Automatic High Beam (AHB)	●	●	●	●	●
Adaptive High-beam System (AHS)	—	—	●	P	●
Adjustable Speed Limiter (ASL)	●	●	●	●	●
Anti-lock Braking System (ABS) with Electronic Brake force Distribution (EBD)	●	●	●	●	●
Automatic headlight levelling	—	—	●	P	●

● = Standard ○ = Optional — = Not available P = Part of an optional pack

EQUIPMENT

SAFETY	Icon	Design	Excel	GR SPORT	Premiere Edition
Blind Spot Monitor (BSM)	●	●	●	●	●
Cornering lights	—	—	●	P	●
eCall emergency call system	●	●	●	●	●
Emergency Brake-light Signal (EBS)	●	●	●	●	●
Glass-breaking alarm sensors	●	●	●	●	●
Hill-start Assist Control (HAC)	●	●	●	●	●
Immobiliser	●	●	●	●	●
Intrusion Alarm	●	●	●	●	●
Motion sensor alarm	●	●	●	●	●
Intrusion Sensor	●	●	●	●	●
Lane Trace Assist (LTA)	●	●	●	●	●
LED Daytime Running Lights	●	●	●	●	●
LED front fog lights	—	●	●	●	●
LED reflector headlights	●	●	—	—	—
LED headlights	—	—	●	●	●
LED high mounted stop light	●	●	●	●	●
LED rear brake lights	●	●	●	●	●
LED rear combination lights	●	●	●	●	●
Rear Cross Traffic Alert (RCTA)	—	●	●	●	●
Tyre Pressure Warning System (TPWS)	●	●	●	●	●
Vehicle Stability Control (VSC)	●	●	●	●	●
Emergency Steering Assist	●	●	—	●	—
Intelligent Adaptive Cruise Control (iACC)	●	●	●	●	●
4 rear parking sensors	—	●	●	●	●
Safe Exit Assist	●	●	●	●	●
Pre-Collision System with Pedestrian (day & night), Cyclist & Motorbike (day) Detection	●	●	●	●	●

SAFETY	Icon	Design	Excel	GR SPORT	Premiere Edition
Driver Monitoring Camera	—	—	●	P	●
Front-to-front Oncoming Car & Motorbike daytime detection	●	●	●	●	●
Acceleration Suppression at low speed	●	●	●	●	●
Emergency Driving Stop System	●	●	●	●	●
Automatic Rear Flashing Hazard Lights	●	●	●	●	●
Pre-Collision System - with Intersection detection	●	●	●	●	●
Road events	●	●	●	●	●
Front Cross Traffic Alert (FCTA)	—	—	●	P	●
Lane Change Assist (LCA)	—	—	●	P	●
Emergency Steering Assist (with Active Support) on Pre-Collision system	—	—	●	P	●
Rear fog lamps (LED)	●	●	●	●	●
Turning signal integrated in door mirrors (LED)	●	●	●	●	●
Proactive Driving Assist (PDA)	●	●	●	●	●
Supplemental Restraint System (SRS) airbags - 8 airbags	●	●	●	●	●
Adjustable rear headrests	●	●	●	●	●
Driver & front passenger Whiplash Injury Lessening (WIL) seats	●	●	●	●	●
Front seat belt reminder	●	●	●	●	●
Rear seat reminder	●	●	●	●	●
ISOFIX child restraint system	●	●	●	●	●
Passenger airbag on/off-switch	●	●	●	●	●
Pre-tensioners and force limiters	●	●	●	●	●
Rear headrests (3)	●	●	●	●	●
Rear seat belt reminder	●	●	●	●	●
Driver & passenger side airbag	●	§●	●	●	●
Hands on/off sensors on steering wheel	—	—	●	P	●

● = Standard ○ = Optional — = Not available P = Part of an optional pack

EQUIPMENT

SAFETY	Icon	Design	Excel	GR SPORT	Premiere Edition
Toyota Safety Sense with Over-the-Air Updates	●	●	●	●	●
PERFORMANCE, TRANSPORT & PROTECTION					
Pre-wiring for towing hook	–	●	●	●	●
Floor mats	●	●	●	●	●
AC cable with home charging plug (3 pin)*	–	●	●	●	●
AC Fast Charge Type 2 32A Mennekes cable*	–	●	●	●	●

* Charging cables available on plug-in only.

PACKS	Icon	Design	Excel	GR SPORT	Premiere Edition
Toyota Skyview® Panoramic Roof – Toyota Skyview® Panoramic roof with thermal comfort	–	○	●	–	●
JBL® Premium Sound System – 9 speakers	–	–	○	●	●
Safety Pack – Front Cross Traffic Alert (FCTA) – Adaptive High-beam System (AHS) – Dynamic guide lines on Reversing Camera – 360° Panoramic View Monitor (PVM) – Driver Monitoring Camera – Lane Chance Assist (LCA) – Cornering lights – Automatic headlight levelling – Intelligent Clearance Sonar (ICS) (rear for objects, vehicles and Pedestrians) – Emergency Steering Assist (with Active Support on Pre-Collision system) – Hands on/off sensors on steering wheel	–	–	●	○	●
Tech Pack – Head Up Display (HUD) – Digital interior rear-view mirror	–	–	○	–	●

PACKS	Icon	Design	Excel	GR SPORT	Premiere Edition
Premium Pack – Digital interior rear-view mirror – Toyota Skyview® Panoramic roof with thermal comfort – Adaptive High-beam System (AHS) – Cornering lights	–	–	–	○	●
Protection+ Pack	○	○	○	–	○
Protection+ Pack (GR SPORT)	–	–	–	○	–
Style Pack	○	○	○	–	○
Protection Film Pack	○	○	○	○	○
Side Steps	○	○	○	○	○
Sport Pack	○	○	○	–	○
Towing Pack (Detachable)	○	○	○	○	○
Style Pack	○	○	○	–	○
Protection Film Pack	○	○	○	○	○
Side Steps	○	○	○	○	○
Sport Pack	○	○	○	–	○
Towing Pack (Detachable)	○	○	○	○	○

● = Standard ○ = Optional – = Not available P = Part of an optional pack

OWNING YOUR TOYOTA C-HR

Servicing your Toyota
Toyota Service Pricing means you will be sure to know the cost of your service up front. Expertly trained technicians using only genuine Toyota parts will carry out your service at one of over 200 Authorised Toyota Service Centres. The technicians will advise you on the correct service for your car based on the car's age, mileage and service history.

For more information visit toyota.co.uk/owners/servicing-and-aftercare/service-mot-maintenance

Service Plans
Inflation-proof pricing with a monthly or one-off payment plan means one less thing to worry about. With Toyota Service Plans the price you're quoted is guaranteed for the duration of your plan. The service, parts and labour are all paid for either in monthly instalments or as a one-off payment at the beginning of your plan.

For more information visit toyota.co.uk/owners/servicing-and-aftercare/service-mot-maintenance

Toyota Price Repairs
We offer transparent prices on a number of repair items for your Toyota giving you peace of mind when it comes to managing costs. Also don't forget we only use genuine Toyota parts, all of which come with at least 12 months' warranty (some even offer unlimited mileage warranties); and your car will always be dealt with by a trained Toyota technician.

For more information visit toyota.co.uk/owners/parts-accessories/parts

MyToyota
Whether you're a long-term owner or have recently taken delivery of a new Toyota, there are lots of reasons to join **MyToyota**. Packed with time-saving and convenient features, **MyToyota** ensures everything you need to manage your vehicle ownership is in one place. You'll also gain access to **MyRewards** where you can enjoy great offers and discounts from big brands on everything from family days out to pampering as well as everyday deals.

For more information visit toyota.co.uk/mytoyota or download the **MyToyota** app now available on iTunes® and Android.



Toyota Accessories
Toyota accessories are designed and manufactured with the same care, quality and attention to detail as Toyota vehicles. Tailor-made for your Toyota, they fit perfectly and add a personal touch of style, comfort and practicality. Also, because they've been tested under the most severe conditions, you can have complete confidence in their reliability and durability.

For more information visit toyota.co.uk/owners/parts-accessories/parts

Toyota Roadside Assistance
When you buy a new Toyota C-HR you will automatically receive 12 months' AA Roadside Assistance in the UK and Europe, free of charge. After the first year, you can renew this cover by calling 0344 701 6201 or visiting [Toyota.co.uk/owners/roadside-assistance/](https://toyota.co.uk/owners/roadside-assistance/)

Get up to 10 years/100,000 miles Toyota Warranty*
Every new Toyota comes with a 3 year manufacturer warranty followed by a 12 months / 10,000 miles additional warranty, with every qualifying service.

Corrosion Cover
The 12-year unlimited mileage cover protects against rust perforation affecting sheet metal body panels as a result of a manufacturing fault. This warranty can also be transferred to any future owner throughout the 12-year period.

Rust and Paint Cover
The 3-year unlimited mileage cover protects against defects and surface rust as a result of a manufacturing fault.

Toyota Business Centre
Our Toyota Business Centre network promise you same-day access to a business manager or dedicated sales executive. With business offers and interactive wholelife cost modelling tools which consider emissions, fuel economy, servicing, insurance and residual value data, our advisers can accurately compare tax costs against any competitor. Whenever servicing is due, we can offer fixed-price servicing, free local vehicle collection and delivery (with wash and vac).

Special offers, fixed-price fleet servicing, specialist fleet insurance, business daily hire, Toyota Fleet Financial Services, extended test drives and a dedicated Business Centre Network are just some of the services business customers can expect from Toyota.

For more information visit toyota.co.uk/businesscustomers

Toyota Motor Insurance
Toyota Motor Insurance is available for Toyota owners at competitive premiums. To obtain details of the benefits included and to arrange a quotation, please contact your local Toyota Centre or call 0800 350 500.

Flexible Finance from Toyota Financial Services
All our plans offer easy budgeting and peace of mind, and **AccessToyota** brings these benefits together in one flexible package.

Toyota Financial Services, Great Burgh, Burgh Heath, Epsom, Surrey, KT18 5UZ.

Finance subject to status to over 18s only. Indemnities may be required. Terms and conditions apply.

TFS is authorised and regulated by the Financial Conduct Authority.



* Terms and conditions apply. For full details, please ask your official ToyotaCentre or visit <https://www.toyota.co.uk/owners/toyota-warranty>

TOYOTA HYBRID INSURANCE

Discover the benefits of Toyota Hybrid Insurance, designed exclusively for hybrid drivers. Enjoy all the exceptional features of our Toyota Motor Insurance Policy, plus an additional reward: **Up to a 25%* discount on your renewal premium.** This discount is based on the miles your drive in Electric Vehicle (EV) mode.

You can track your EV usage in the MyToyota App, which updates after every journey, allowing you to stay on top of your progress.

To be eligible your Toyota C-HR must be a qualifying Self-Charging or Plug-In Hybrid registered in the UK and manufactured in 2024 or beyond.

Discover More

FIND THE RIGHT HYBRID INSURANCE FOR YOU

SELF-CHARGING HYBRID INSURANCE:

* You must drive a minimum of 30% of your miles in EV mode with the maximum discount (25%) achieved at 55% of your total mileage in EV mode.

PLUG-IN HYBRID INSURANCE:

* You must drive a minimum of 50% of your miles in EV mode with the maximum discount (25%) achieved at 80% of your total mileage in EV mode.

. Terms and conditions apply.

DISCOVER THE BENEFITS

RENEWAL DISCOUNT

The opportunity to receive a discount on your renewal premium based on your miles driven in EV mode.

24-HOUR EMERGENCY HELPLINE

We understand that accidents can happen at any time. That’s why our dedicated claims line is open 24/7 at our UK contact centre.

GENUINE TOYOTA REPAIRS

We will only repair your car with genuine parts[‡] by Toyota Insurance Services approved repairers, looking after your vehicle with the utmost care, protecting any existing warranties.

[‡] Applies to Toyota cars only. Excludes windscreen/glass replacement be replaced.

UNINSURED DRIVER PROMISE

If you make a claim for an accident that is not your fault and the driver of the other vehicle is uninsured, you will not lose your No Claim Discount with us or have to pay any excess.

AUTOMATIC COURTESY CAR COVER[®]

Provided by one of our approved repair centres for the duration of the repair. Your insurance cover will be automatically transferred by your local Toyota Centre.

[®] Subject to availability.



TOYOTA EXCESS PROTECTION

Toyota Excess Protection is a 12 month complimentary offering designed to enhance your ownership experience. At Toyota, we understand that unexpected events can occur on the road. That’s why we’re pleased to introduce this exclusive benefit to provide you with added security and peace of mind.

We’ll pay back up to £350** of your motor insurance excess if you make an accident claim through Toyota Accident Care and have your car repaired with our Toyota Authorised Bodyshop Network.

** Up to £350 will be reimbursed after the claim is settled. Excludes breakdown and windscreen repair or replacement. See policy documents for full T&Cs which can be accessed by clicking “Discover More”.

Discover More



Toyota Hybrid Insurance is arranged by Toyota Insurance Management UK Limited, trading as Toyota Insurance Services, registered in England, Company No. 14297877. Registered Office: 7th Floor, 52-56 Leadenhall Street, London, EC3A 2BJ. Authorised and regulated by the Financial Conduct Authority. Firm Reference Number: 983839.

Excess Protection is arranged and administered by Toyota Insurance Management UK Limited, trading as Toyota Insurance Services, registered in England, Company No. 14297877. Registered Office: 7th Floor, 52-56 Leadenhall Street, London, EC3A 2BJ. Authorised and regulated by the Financial Conduct Authority (FCA). Firm Reference Number: 983839.

DISCOVER THE BENEFITS

• All repairs are carried out at a Toyota Authorised body shop using genuine Toyota parts^{§§}.

^{§§} Applies to Toyota cars only. Excludes windscreen or glass replacement. Full T&Cs apply. See policy documents for full details.

• When your vehicle is repaired at an Authorised Toyota centre we’ll reimburse you up to £350** of any insurance excess paid once the claim is resolved.

• Recover your car if it is not drivable and find you a courtesy car[®] while yours is being repaired.

[®] Subject to availability.

ELIGIBILITY


Toyota Excess Protection is available to customers who purchase a new or used Toyota vehicle from an authorised Toyota Centre. Or who have completed a scheduled full/interim service in line with their vehicle’s recommended service schedule at a Toyota Centre, no more than 60 days prior to this policy starting.



TOYOTA 2050 ENVIRONMENTAL CHALLENGE & LIFECYCLE POLICY


Announced in 2015, our global Environmental Challenge 2050 comprises of six challenges. They cover every aspect of our business, our exploration of new products and technologies, and our role as an enabler for individuals and communities to learn about and improve the natural world around them.

For more information regarding Toyota Environmental Challenge please visit: toyota.co.uk/world-of-toyota/environment/environmental-challenge-2050 or contact your local Toyota dealer.




CHALLENGE 1
NEW VEHICLE – ZERO CO₂ EMISSIONS

By 2050, we want to reduce the CO₂ emissions from our vehicles by 90% compared to our 2010 levels. To achieve this, we will promote the development of new vehicles with low or zero carbon emissions, and do everything we can to increase the uptake of these vehicles.



CHALLENGE 3
PLANT – ZERO CO₂ EMISSIONS

To reduce carbon emissions at our manufacturing plants, we are focusing on improving the technologies we use and switching to alternative power sources. We are committed to making our facilities more energy-efficient and adopting renewable energy sources such as solar and wind, as well as low-carbon power such as hydrogen energy.




CHALLENGE 5
ESTABLISHING A RECYCLING-BASED SOCIETY AND SYSTEMS

We’ve been working on the challenge of resource recycling for 40 years, with the result that 95% of every Toyota C-HR is now reusable and recoverable. In addition, we offer new and innovative ways of returning your vehicle when it eventually reaches ‘the end of the road’. We are pursuing full life cycle management for battery recovery & reuse and remanufacturing green parts.




* Toyota’s LCA methodology, which is applied to our passenger vehicles, was reviewed and approved by TÜV Rheinland and has been certified to comply with ISO14040/14044 standards.




CHALLENGE 2
LIFE CYCLE – ZERO CO₂ EMISSIONS

We are working to create more environmentally friendly designs – and then analysing and refining them to ensure the lowest possible environmental impact throughout the vehicle’s entire life cycle*.



CHALLENGE 4
MINIMISING AND OPTIMISING WATER USAGE

To minimise water usage, we have started to collect rainwater at our manufacturing plants. We have also developed purification methods so that the water we do use can either be used again or returned safely into the local supply.



CHALLENGE 6
ESTABLISHING A FUTURE SOCIETY IN HARMONY WITH NATURE

To preserve and enhance our co-existence with the natural world, we are organising reforestation and tree planting, green urban schemes and other environmental initiatives, both at our own sites and in the wider world. Our aim is to establish a society where people and nature coexist in harmony.





TOYOTA C-HR

TOYOTA.CO.UK

While every effort is made to reproduce accurate information, we reserve the right to change specifications, equipment and availability without prior notice. This brochure cannot be regarded as infallible (some of the vehicles shown may not be to exact UK specification), and as such does not constitute an offer for sale of any particular vehicle or specification. For the latest specification and availability, we ask that you contact your local Toyota Centre. Vehicle body colours may differ slightly from the printed images in this brochure.

Figures are provided for comparability purposes; only compare fuel consumption and CO₂ figures tested to the same technical procedures. These figures may not reflect real life driving results. All vehicles are certified according to the World Harmonised Light Vehicle Test Procedure (WLTP). Please visit the Vehicle Certification Agency website for the latest information. Choice of accessories fitted (pre-registration) may affect the official CO₂ figures, car tax and 'on the road' price. These dates may change, please visit www.vehicle-certification-agency.gov.uk/fcb/wltp.asp for the latest information. Please contact your local Toyota Centre for further information.

The use of the term 'Toyota Accessories' should not be taken to imply that the products on the accessory pages are actually manufactured by the Toyota Motor Corporation or Toyota (GB) PLC. Toyota (GB) PLC is continually updating and changing specifications of accessories and reserves the right to do so at any time without prior notice.

© 2024 by Toyota Motor Europe NV/SA ('TME'). No part of this publication may in any way be reproduced without the prior written approval of Toyota (GB) PLC.

Toyota (GB) Plc is an introducer appointed representative of Toyota Insurance Management UK Limited which is authorised and regulated by the Financial Conduct Authority.



Toyota UK



@ToyotaUK

September 2024