

# APV COMMERCIAL VAN



## Major Specifications

Body Type	Commercial Van	
Grade		
Engine	G16A	
Transmission	5MT	
<b>Dimensions</b>		
Overall length	mm	4,155
Overall width	mm	1,655
Overall height	mm	1,860
Wheelbase	mm	2,625
Front overhang	mm	700
Rear overhang	mm	830
Tread	Front mm	1,435
	Rear mm	1,435
Minimum turning radius	m	4.9
Minimum ground clearance	mm	190
<b>Capacity</b>		
Seating capacity	persons	2
<b>Engine</b>		
Type	G16A	
Number of cylinders	4	
Number of valves	16	
Piston displacement	cm <sup>3</sup>	1,590
Bore x stroke	mm	75.0 x 90.0
Compression ratio	9.5	
Maximum output	kW/rpm	68 / 5,750
Maximum torque	N-m/rpm	127 / 4,500
Fuel distribution	Multipoint Injection	
<b>Transmission</b>		
Type	5MT	
Gear ratio	1st	4.545
	2nd	2.418
	3rd	1.796
	4th	1.241
	5th	1.000
	Reverse	4.431
Final gear ratio	4.300	
<b>Chassis</b>		
Steering	Rack & Pinion	
Brakes	Front	Ventilated disc
	Rear	Drum, leading & trailing
Suspension	Front	MacPherson strut & coil spring
	Rear	Rigid axle with leaf spring
Tyres	185R14C	
<b>Weights</b>		
Kerb weight (min.) / (with full options)	kg	1,163-1,198**
Gross vehicle weight	kg	1,950
<b>Fuel consumption</b>		
Fuel tank capacity	litres	46

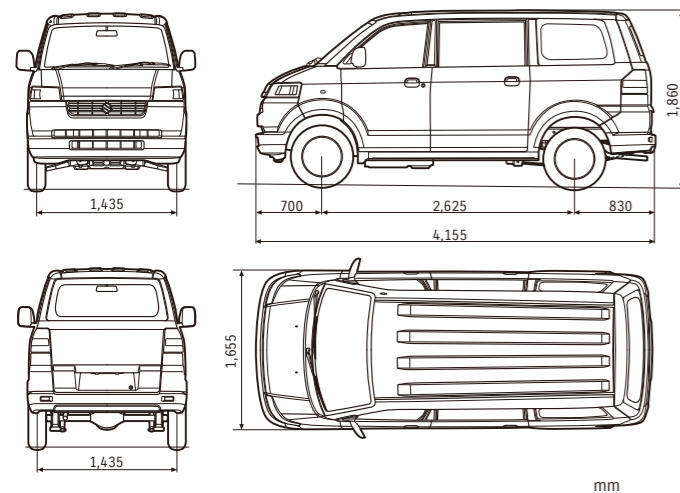
\*\*Specifications may vary for individual markets.

## Major Equipment:

Front mud flaps / Green-tinted windows / Front 2-speed wipers / Rear window demister / 3-spoke urethane steering wheel / Power steering / Front electric windows / Central door locking / Remote-control door locks / Manual air conditioner\* / Antenna / 2 speakers / 3-position front cabin light / Sun visors (Driver's side with ticket holder + passenger's side) / Passenger's side access support grip / Slide and reclining adjustment for front seats / Vinyl seat upholstery / SRS front dual airbags / 3-point ELR front seatbelts with pretensioners and force limiters / Side impact door beams / High-mount stop lamp

\*Equipment may vary for individual markets.

## Dimensional Views



## Exterior Colours



Superior White (26U)



Silky Silver Metallic (Z2S)



Sunrise Red (ZRV)



Real Black (ZBC)

Standard and optional equipment available may vary for individual markets. Please enquire at your dealers, as specifications and illustrations may refer to models not available in your region. Specifications in non-metric units are approximate. SUZUKI MOTOR CORPORATION reserves the right to change, without notice, prices, colours, materials, equipment, specifications and models, and also to discontinue models.

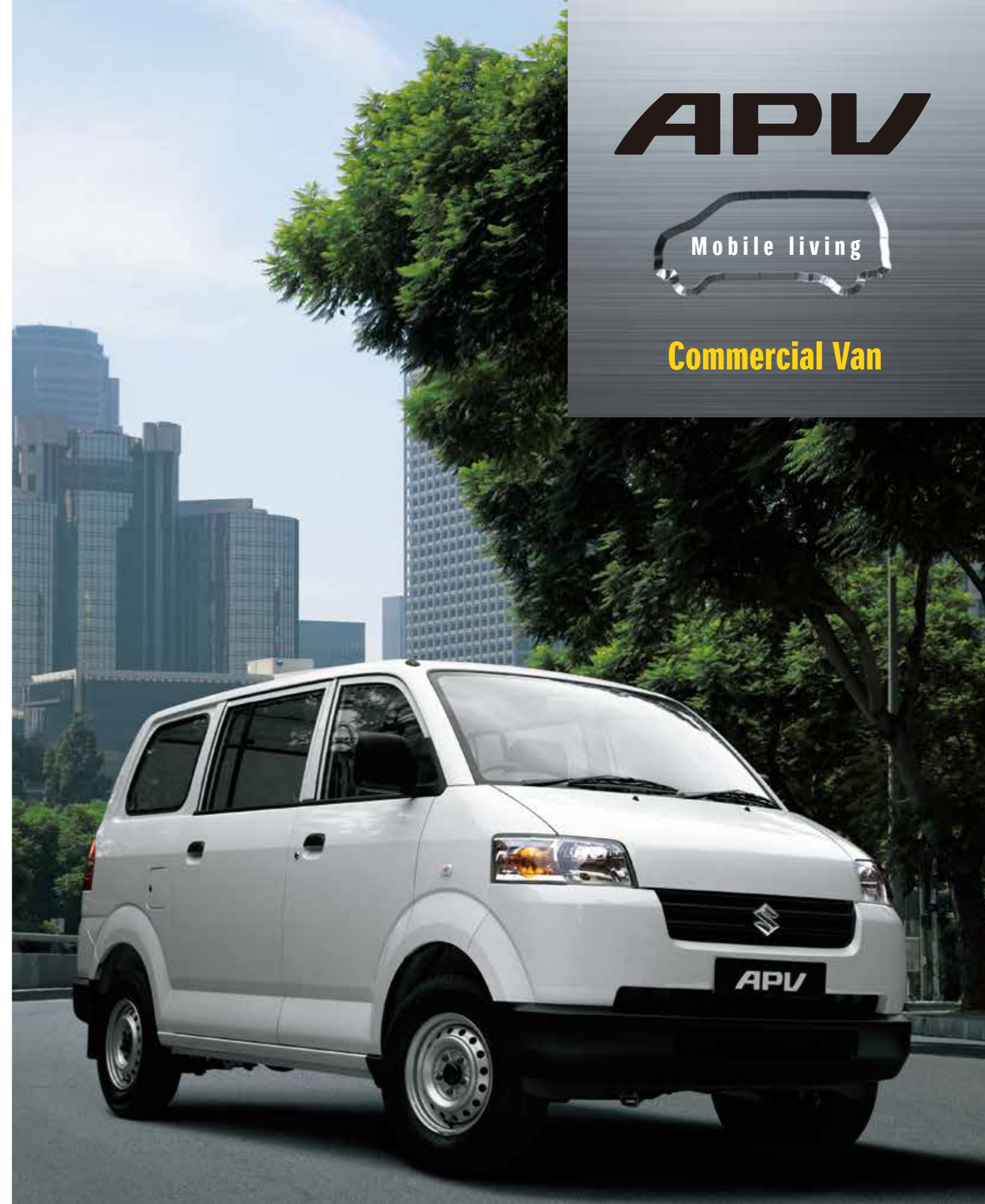
**SUZUKI**  
SUZUKI MOTOR CORPORATION  
300 TAKATSUKA-CHO, MINAMI-KU, HAMAMATSU CITY, JAPAN 432-8611

APV Commercial Van LEAFLET  
99999-B8G02-002 1503 Printed in Japan

# APV



## Commercial Van



**SUZUKI**

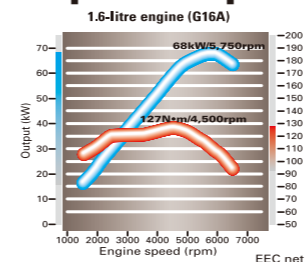
Way of Life!

# The ideal partner

Suzuki's APV Commercial Van is the ideal choice for today's—and tomorrow's—light-commercial and fleet businesses, offering more interior space, plus better performance, durability and reliability; all that and passenger-car comfort, too. Yet the APV Commercial Van is still nimble enough to meet the diverse needs of its users.



## Spirited performance meets demands



The **aluminium 1.6-litre 16-valve engine** is extremely fuel-efficient yet delivers exceptional output and torque when required.



The compact and lightweight **front MacPherson strut & coil spring suspension** is specifically tuned for straight-line stability.



**Large 14-inch tyres** are fitted to **steel wheels** with five mounting bolts for increased durability.

## All-round utility satisfies expectations



**Full-width tailgate** swings upwards with ease, while the **flat floor** maximises cargo capacity.



**Front door step boards** and **front passenger's access support grip** ease cabin entry and exit.



Handy cockpit compartments, like **glove box** and **driver's side storage pocket**, keep small items within easy reach.

## Comprehensive safety ensures confidence



Suzuki's **TECT body** directs collision-impact energy away from the cabin, with the nose acting as a buffer for increased protection. **TECT**



Rigid cabin construction incorporates **side impact door beams** to help protect occupants and cargo in side collisions.



**SRS (Supplemental Restraint System) front dual airbags** deploy in front, offset and diagonal collisions to help reduce the severity of occupant injury.



The APV Commercial Van is equipped with reliable **ventilated disc brakes** in the front and reliable **drum brakes** in the rear.



**Headlamps and tail-lights** are well elevated for better all-round visibility plus reduced vulnerability in minor collisions.



The **high-mount stop lamp** helps prevent rear-end collisions by alerting trailing drivers to imminent stops.



The instrument panel looks like that of a passenger car, with all major controls and compartments smartly placed for ideal functionality.



The slide- and reclining-adjustable seats feature adjustable head restraints for added comfort.