



THE ALL-NEW LM

LM 350h SELF-CHARGING HYBRID



FEEL EXHILARATED

"Creating a totally new segment of car, the LM 350h luxury MPV is built by our Takumi craftspeople and features many breakthrough technologies."

Takami YOKOO, LM CHIEF ENGINEER

DIGNIFIED ELEGANCE, UNSURPASSED COMFORT

A SPACE WHERE PASSENGERS CAN ENJOY
COMPLETE RELAXATION AND STIMULATE
CREATIVE THINKING.

With its unique silhouette and resolute stance, this head-turning new MPV (multi-purpose vehicle) offers 5-door luxury and ample interior space in the 7-seat or 4-seat 'Takumi' versions. To the front a bold Lexus spindle grille is juxtaposed by sharper triple-LED headlights that underline the LM 350h's bold new look. Side on, blacked pillars emphasise the windows, space and flowing lines. Extra dynamism comes from the LM's long wheelbase and forged 19" wheels.

RESOLUTE LEXUS DESIGN

To the rear, the single-line Lexus LED signature light underlines the car's powerful shape and road presence. The "LEXUS" badge on the tailgate creates a clean and contemporary look. A subtle step enables smart ingress, whilst four exterior colours - Sonic White, Sonic Titanium, Graphite Black and Sonic Agate - accentuate the class and dignity of this car.

POWERED BY AN ADVANCED HYBRID DRIVETRAIN

Travelling in the LM 350h Self-Charging Hybrid is an experience you'll never forget. Savour the peace and calm of the luxury cabin, content in the knowledge that this Lexus is producing fewer emissions than a similarly powerful conventional engine. The LM's 4th generation hybrid drivetrain features a 2.5-litre petrol engine that delivers 250 DIN hp (184 kW) of super smooth power and only 152-163 g/km of CO₂ alongside excellent fuel economy. Sit back as the optional E-FOUR advanced all-wheel drive system enhances the 'Lexus Electrified' experience.

LUXURY FLAGSHIP PEACE AND COMFORT

To reduce any unpleasant noise or vibrations that may spoil your journey, concentration or sleep, the LM has underfloor braces and body-frame reinforcements, increasing the MPV's rigidity. The exceptional quietness is palpable, thanks to the flush front pillar that keeps the gap between the glass to a minimum, while design features such as aerodynamically optimised mirrors and extensive sound insulation suppress wind noise.

You're enjoying a unique sense of being cocooned, in an immersive living space that relaxes both body and soul, freeing your mind for what lies ahead at the end of your journey.



Register your Interest



Build Your LM



Find a Centre





ENJOY THE JOURNEY

FULLY RECLINED IN A LEATHER MASSAGE SEAT WITH OTTOMAN, THE LM 350h INTERIOR RECALLS A LUXURY JET CABIN.

Created for high-achievers, VIPs or business executives, the all-new LM 350h puts a clear focus on luxury travel. Whether it's 4 or 7 sumptuous leather seats, the exquisitely crafted interior creates a serene 'omotenashi' welcome, rooted in an age-old Japanese hospitality philosophy.

FIRST-CLASS BUSINESS TRIPS

Comfortable as an avantgarde living room yet practical like a mobile office, the LM cabin has a uniquely airy feel to it. The hand-stitched leather seats feature armrests with touch panels and embossed Lexus headrests. For ease of use, the air-conditioning, lighting and other functions are controlled using the overhead console, while, the rear seats with smart refresh have reading lights and tables.

A JAPANESE 'OMOTENASHI' WELCOME

Your driver can use the overhead control to operate the sliding doors and tailgate, providing a sophisticated welcome as guests approach. Lighting is recessed in the cabin roof, with ambient light enabling occupants to personalise their private space from a choice of 14 preset curated colours.

RELAX IN A FULLY RECLINING OTTOMAN SEAT


The exclusive Takumi configuration is perfectly suited to the chauffeured needs of the business executive. It features two high-back, throne-style seats in the rear, ergonomically designed for superior comfort. In this configuration, the LM creates a rear-seat experience unrivalled among luxury vehicles. Whilst the two rear seats fully recline, the cushions and seatback feature air bladders to massage thighs, back and shoulders, while the powered ottoman footrests provide support to the lower legs. Meanwhile, Climate Concierge is monitoring your body temperature to control climate, as the ventilated seats draw cooled cabin air through the seat surface, reducing heat and moisture.

REFRESHMENTS, MAGAZINES, NETFLIX

Combining privacy with elegance, 'Omotenashi' also shaped the partition design that maintains distance with the driver and the cabin's open feeling. Compartments on the lower partition allow safe storage of hand luggage and you'll discover fold-away tables in the seat armrests. A refrigerator keeps chilled drinks close at hand, whilst a magazine rack holds your favourite publications. Whether you are winding down or being creative, you'll appreciate the rear-seat entertainment system, with a high-resolution, extra-wide 48" screen and Mark Levinson® Premium Surround Sound featuring 23 speakers and QLS (Quantum Logic Surround)¹.

Fusing traditional 'Takumi' crafted materials like Yabane herringbone woodgrain with the world's most advanced technology, there's little to compare with the LM 350h.

¹ Grade dependent, only available on specific grades.



FEEL REASSURED

TECH LEADER

FEATURING A 3rd GENERATION
LEXUS SAFETY SYSTEM+, A LUXURY MPV LADEN
WITH FORWARD THINKING CONNECTIVITY.

Nothing matters to Lexus more than your safety and it shows in the all-new LM 350h. Engineered to deliver the ultimate of peace of mind in a car, it harnesses the latest in smart technology

NEXT LEVEL SAFETY TECHNOLOGY

The pioneering 3rd generation Lexus Safety System+ gives your driver constant support, monitoring the road ahead, alerting them of impending danger and, where required, intervening in milliseconds to avoid a collision. The clever Proactive Driving Assist supports and even intervenes with pedestrians and obstacles, while Driver Monitor emits an alert, or may decelerate and stop, if it detects drivers are drowsy or distracted at the wheel. The ingenious award-winning Safe Exit Assist automatically prevents doors from opening if traffic like cars or bicycles is approaching too close from behind.

INTELLIGENCE IN THE CITY

For easier driving in confined spaces, the Digital Panoramic View Monitor creates a virtual 3D image of the car, displaying the scene from above, with on-screen guides to assist close-quarter manoeuvring. Also available on the new LM, Advanced Park scans the surroundings before parking and even allows your driver to save spaces that are used frequently.

14" TOUCHSCREEN AND LEXUS LINK APP

Perfectly positioned for fast yet relaxing interaction, this 14" HD touchscreen is one of the largest available and allows access to information like navigation, audio and climate control. The Lexus Link app offers a new world of connectivity to complement our unique 'Omotenashi' service experience, its smart bespoke features including driving analytics, Find My Car - which locates and guides you back to the LM - and notifications if car windows are left open or headlights left on.

IN FLIGHT ENTERTAINMENT

Entertainment comes as standard on the LM. Available on the 4-seat LM, the stunning 48" ultrawide display provides a personalised rear-seat space experience with a range of display options to suit your requirements. A rear multi-operation panel in the rear console enables intuitive operation. Immersed in a technical business presentation or enjoying a HD widescreen movie, you're experiencing something unique in a car.

Equipped with both world first safety technologies and breakthrough connectivity, Lexus engineers have created a flagship luxury MPV that reassures at every turn.



Register your Interest



Build Your LM



Find a Centre





LINE-UP

LM 350h (Seven seats)

Equipment Highlights:**Safety and Driving Dynamics**

- Lexus Safety System+ 3
- Pre Collision System (PCS) with Driver Monitor Camera
- Blind Spot Monitor (BSM)
- Lane Change Assist (LCA)
- Front Cross Traffic Alert (FCTA)
- Road Sign Assist (RSA)
- Active Cruise Control
- 5 Drive Modes: Eco/Normal/Sport/Rear Comfort/Custom
- Adaptive Variable Suspension (AVS)

Interior Comfort and Convenience

- Push-button start with Smart Entry
- Front and rear 2-zone air conditioning with nanoe™ X technology
- AC inverter output 220V
- Electric sunshade
- Electrically adjustable steering column
- Touch steering switches
- Wireless charging pad for front seats
- Stowable table in centre armrest for rear first row seats
- Heated wooden steering wheel
- Illuminated entry system
- Intelligent Parking Assist with Auto Parking

Seats

- Semi-aniline leather upholstery (front seats and rear second row: semi-aniline leather, rear first row: semi-aniline leather with suede inserts) (7-seater)
- Heated and ventilated front seats and rear first row seats (7 seater)
- Power adjustable front seats with Driver memory and Driver 4-way lumbar support
- Power slide-adjustable rear first row seats and manual slide-adjustable second row rear seats
- Lumbar support for rear first row seat
- Massage rear first row seats with one program and two levels of pressure, lasting 15 minutes

Lights

- LED headlights with Adaptive High Beam System (AHS)

Exterior

- 19" Alloy Wheels (225/55 R19)
- Heated, auto folding outside mirrors with memory function, and turn indicators
- Fixed Moonroof

Infotainment

- Head-Up Display (HUD) (7 seater only)
- 21-speaker Mark Levinson® 3D Surround Sound reference audio system (7 seater)
- Rear seat 14" Monitor with HDMI input (7 seater)
- Panoramic View Monitor (PVM)
- Lexus Link Pro with 14" Touchscreen Reversing Camera

OPTIONS

- Ammonite Sand semi-aniline leather upholstery
- Front Wheel Drive



Takumi (Four Seats)

Equipment Highlights (in addition to LM 350h grade):**Interior Comfort and Convenience**

- 2 fully reclining semi-aniline leather rear seats with suede inserts
- Refrigerator box in rear
- Two wireless charging boxes in rear cabin
- Front and rear cabin divider screen
- Heated leather steering wheel
- Stowable table in outer side armrest for rear passengers

Seats

- Semi-aniline leather upholstery (front seats: semi-aniline leather, rear seats semi-aniline leather with suede inserts)
- Heated and ventilated front and rear seats
- Massage rear seats with seven programs (Full body refresh, Full body stretch, Full body simple, Upper body, Lower body, Shoulder and Lumbar) and five levels of pressure, each program lasting 15 minutes

Infotainment

- 23-speaker Mark Levinson® 3D Surround Sound reference audio system
- Rear 48" (26" + 26") monitor with 2 HDMI inputs
- HUD not available

OPTIONS

- Ammonite Sand semi-aniline leather upholstery





01



02



03



04



05



06



07



09-10-11



08

01. 19" ALLOY WHEELS

This wheel is forged to convey a premium feel through the intricate details in the intersecting multi-spoke mesh.

02. NEW SPINDLE BODY / LEXUS SIGNATURE GRILLE

The key for the exterior design was to bring next-generation Lexus design to the MPV segment. Here our designers undertook the challenge of incorporating the new Lexus 'spindle body' design identity into the new LM. This resulted in improved grille integration that communicates a sense of electrified power and a low centre of gravity for a stable, confident look.

03. SIDE DESIGN

The roof, shoulders, and lower chrome-plated moulding have a pleasing flow from front to back, accentuating the car's sleek stance and dynamic purpose. The blacked out front and rear pillars emphasise an open feel and pleasing flow lines, while the low horizontal belt line enhances the view from the rear seats.

04. POWER SLIDING DOORS

Controls for the power sliding doors, integrated in the overhead console, enable the driver to open and close the sliding doors and back door, providing a warm welcome as VIPs approach. In the same way, when you're carrying the Electronic Key, the LM welcomes you by unlocking and opening the power sliding door on the side you are approaching with one touch of the key or the door handle and closing the door with another touch. A jam protection system helps prevent obstacles getting pinched in the doors.

05. ADVANCED AERODYNAMICS

The new LM boasts excellent aerodynamics, thanks to a near-flat underbody and extensive wind tunnel testing. To refine airflow even further, Lexus designers and engineers worked on the shape of the lower front spoiler, airflow in the wheel arches, the shape of the car's sides and the lower rear bumper. The result is even greater vehicle stability, with reduced noise and drag.

06. e-LATCH

Inspired by the grace of Japanese Shoji doors, and available on the LM, e-Latch is a switch-activated and powered door release system that allows the door open in one smooth movement.

07. LEFT/RIGHT MOONROOF

Left and right independent glass roofs are available above the rear seats, which help enhance the open and airy feel in the rear seat area.

08. TRIPLE LED BEAMS / FULL DRL

Sleeker, sharper and more horizontal, these stunning 3-projector LED headlights convey a highly distinctive impression in a simple design. Upper/lower arrowhead signature lamps strengthen the Lexus brand identity whilst fade-in illumination control for daytime running lights creates beautiful light transitions.

09. LEXUS SIGNATURE REAR BLADE LIGHT

To ensure brand consistency on the new LM, the lamp design inherits the Lexus signature L-shaped LED light bar. For the rear combination light, the unique layout consists of an additional bar lamp on top of the L-signature bar lamp, offering excellent visibility and reinforcing the vehicle's class.

10. LEXUS REAR LOGO

Creating a modern and easily recognisable new look, the redesigned LEXUS logo is located at the centre of the vehicle with the model logo on the lower right.

11. POWER TAILGATE

An exceptionally fast and responsive remote-controlled tailgate ensures convenience, especially when your arms are laden with shopping bags. Inside, ample luggage space can accommodate a range of luggage to meet the occupants' changing needs, including golf bags and suitcases.





01



02-03-04-05




06



07



08



09



10

01. THE 7-SEATER

The inspiration for the development of the new Lexus LM was the increasingly diverse lifestyles of customers in the luxury segment. The 7-seat version provides exceptional spaciousness for driver and up to six passengers with excellent visibility, its expansive trim and overhead consoles throughout the cabin creating a bespoke feel for all passengers. Featuring exquisite craftsmanship based on a human-centred approach, the interior presents a relaxing, lounge-like environment by taking advantage of the generous interior height of the vehicle and offer an airy, comfortable space.

02. SEAT DESIGN

The large and comfortable seats have armrests equipped with touch panels and headrests embossed with the Lexus logo, expressing the LM's class. The seated view from the second row shows off craftsmanship and utility on the back of the front seats. Large grips are placed behind the front seats to aid vehicle accessibility. The front and rear seats have been designed to offer top-class ingress and egress, support and heating/ventilation.

03. BESPOKE ERGONOMICS

To provide proper ergonomic support around the waist, a concave shape was conceived for the new LM. The seats embrace each passenger's physique, promoting correct lumbar posture and a snug fit while mitigating pressure points to provide exceptional comfort and support. It also boasts excellent vibration absorption characteristics.

04. AVANT-GARDE COLOURS

The LM's interior colours conjure up a sophisticated contemporary ambience in line with this new expression of luxury. Ammonite Sand features copper accents on the surroundings, while Black sports grey tone gradations throughout. The clean-cut rectangular door trim is also finished with a subtle pattern.

05. TAKUMI-CRAFTED, OMOTENASHI CABIN¹

Drawing on the rich heritage and skills of craftsmanship in Japan, we imbued the new LM with qualities that are both cutting-edge and timehonoured, to enrich individual experiences and quality of life. Alongside craftsmanship, the luxury MPV embraces aesthetic values that embody the Japanese concept of 'Omotenashi', an ancient hospitality philosophy that thoughtfully anticipates individual needs and subtly provides an intuitive feeling of wellbeing. The LM showcases these qualities by fusing Lexus innovation, cutting-edge technology and Takumi craftsmanship in a fresh expression of modern luxury.

06. TAZUNA COCKPIT

To make the cockpit even more driver-centred, Lexus developed the Tazuna design concept. Taking its name from the Japanese word for 'reins of a horse', Tazuna focuses on direct yet intuitive control. Information sources like the multimedia screen, multi-information display, single-dial meter, centralised gauges and Head-Up Display¹ are all grouped so their content can be read with minimal eye and head movement. Likewise, main switches and controls like Drive Mode Select can be easily accessed.

07. SCULPTED STEERING WHEEL

As the steering wheel and gearshift can significantly affect the driving experience, designers worked together with a Lexus 'Takumi' craftsman to thoroughly refine these points of contact. For the steering wheel, special focus was placed on the shape and cross-section to give an excellent feel and enhanced steering stability. The thumb rests and touch-sensitive switches were also redesigned.

08. OVERHEAD CONSOLE

The overhead console above the front seats includes finger-touch controls for the sliding and back doors, and rear moonroof. In addition, it integrates storage for small items, map and down lights, with each switch incorporating a subtly illuminated icon for easy recognition and operation, day and night.

09. AMBIENT MOOD SELECTOR

With the new Lexus Mood Select feature, you can tailor the LM's ambient lighting to your own mood, from a palette of 64 colours. Based on our L-finesse design philosophy, Lexus interior designers have developed 14 colours that express the emotions and feelings felt when witnessing beautiful natural phenomena.

10. REAR SEAT ENTERTAINMENT¹

The high-quality entertainment system features a 14" high definition IPS (In-Plane Switching)-LCD display mounted in the ceiling. It delivers exceptionally vivid colours and excellent viewing angles, as well as convenient power open/close and tilt adjustments using a remote control. A fixed system links the front and rear seat zones to share the same content.

¹ Grade dependent, only available on specific grades.





01-02



03



04



05



06



07



08



09-10

01. FIRST-CLASS SEATS, BOTH WITH MASSAGE FUNCTION

The two rear seats feature independent seats exclusive to the 4-seater model. The functionality of the seats epitomises the meticulous pursuit of comfort, providing a supremely relaxing environment regardless of the temperature. The maximum recline angle has been calculated for optimum relaxation. Switches to recline the seats are integrated into the side of the seats to enable easy control even when fully reclined. The seats also feature air bladders in the cushion and seatback that inflate to massage the occupant's thighs, back and shoulders, controlled by seven programs for different body parts.

02. POWER OTTOMAN, HEATED

The power ottoman on the rear seats provides generous support to the lower legs so the occupant can relax in refined and heated comfort. The ottoman control automatically extends it fully when it is being raised and retracts it to stow it away.

03. CENTRAL BULKHEAD

The 4-seater model raises the level of privacy, featuring a bulkhead that separates the front and rear compartments. The upper portion houses a retractable glass window with dimming function, offering two levels of privacy without sacrificing the feeling of airiness. Below is a large 48" widescreen display¹ for the rear seat passengers that can be used for a variety of purposes including online meetings and entertainment with the advanced audio system.

04. REFRIGERATOR¹

Anticipating the desire for a cooling drink, the opportunity to relax and even to celebrate, the 14-litre refrigerator in the centre of the lower partition keeps a selection of drinks chilled and close at hand.

05. BRIEFCASE STORAGE¹

Convenient storage integrated on both the left and right sides of the lower partition makes it easy to store and secure attaché cases and handbags, keeping important items in sight and conveniently close.

06. STORAGE COMPARTMENT

Integrated into the rear console, the tilt door on this storage compartment can be easily opened from the comfort of the rear seats to access and store A4-size magazines, newspapers, tablets and other personal possessions.

07. READING LAMPS

The ambience of being in a private study is reinforced by the individual lighting. Rear personal lamps provide illumination in a variety of situations including ingress and egress at night, using devices and checking items in the cabin. They are supplemented by reading for gentle, directed illumination around the hands.

08. VANITY MIRRORS¹

Vanity mirrors with LED lighting for rear seat passengers are integrated into the ceiling. The angle of the mirrors can be adjusted to enable passengers to check and adjust their makeup or clothes. In the front seats, the mirrors are integrated into the sun visors.

09. VENTILATED SEATS / SEAT HEATERS

The second-row seats use a suction system to draw cabin air cooled by the air conditioning system through the seat surface, effectively reducing heat and moisture to ensure a direct refreshing feel. In cold weather, integrated seat heaters quickly warm the body. Heater vents to each side of the second-row seats complement vents in the ceiling and lower partition to provide nuanced control of individual comfort.

10. REAR CLIMATE CONCIERGE

The Rear Climate Concierge, a Lexus first that provides integrated control of elements such as air-conditioning, seat position, sunshades and lighting, helps create an optimal cabin environment for passengers. In addition to four pre-set modes, customisable modes are available to suit the individual preferences of the passengers. The rear multi-operation panel is a detachable touch-screen controller that can be used to independently manage a variety of rear-seat functions including "Rear Climate Concierge", but also the seats, audio and lighting.

11. LUXURY EQUIPMENT

The new LM has been developed with an emphasis on creating a naturally relaxing indoor environment that meets the diverse needs of customers, should they wish to relax as if in a hotel suite, or use their time for business purposes as if in a private study. The retractable table, which fits inside the armrest, is large enough to house a tablet device or notebook PC. It has a leather-wrapped surface with improved texture and a nonslip, non-scratch finish.

¹ Grade dependent, only available on specific grades.



Register your Interest



Build Your LM



Find a Centre



01. LEXUS LINK PRO

Much faster and easier to use, the LM 350h's extra-large front 14" touchscreen comes with Lexus Link Pro and embedded hybrid navigation.

02. EXTRA LARGE 14" TOUCHSCREEN

Perfectly positioned for relaxing interaction while you or your chauffeur drives, this 14" High Definition touchscreen allows you to access information like navigation, audio and climate control.

03. "HEY LEXUS" VOICE ASSISTANT

Artificial Intelligence and the cloud work together in the clever Lexus Voice Assistant, which spares you grappling with buttons while concentrating on the road ahead. This newly developed "Hey Lexus" voice assistant understands natural language and the context of statements such as "I'm hungry" or "I'm cold" and can even recognise which front passenger is speaking. You can also customise your trigger name or ask the Lexus Voice Assistant to perform tasks like opening a window.

04. ONLINE SERVICES

To enhance your driving experience or as an aid for your chauffeur, web services such as online traffic, on-street and off-street parking real-time availability, weather forecasts and access to your web browser are all provided.

05. SMARTPHONE INTEGRATION

With Android Auto™ or wireless Apple CarPlay, the new LM allows you to easily display and access many of your smartphone's apps on the 14" touchscreen or 14"/48" rear displays.

06. LEXUS LINK+ CONNECTED SERVICES

Welcome to the Lexus Link app, a new world of connectivity created to complement our unique "Omotenashi" service experience. Its smart and bespoke features help schedule a service or even improve your driving style. Transform your time with the new LM, using services like:

- Driving Analytics: Tracks your journeys, driving style and lets you record business trips
- Hybrid Coaching: Helps you or your chauffeur drive your LM 350h more efficiently
- Find my Car: Locates and guides you back to your Lexus
- Share to Car: Lets you plan a route on another device and send it to your Lexus
- Service & Maintenance: Lets you manage the service and maintenance of your LM
- Warning Lights: Explains the meaning of each warning light and any action that needs to be taken
- Car status: Notifies you if you've left the car windows open or left something on the back seat. You or your chauffeur can also check that the car is locked
- Remote Control: Remotely defrost the windscreen or lock and unlock the LM, from the comfort of your home or office



07. LEXUS LINK+ PREMIUM CONNECTIVITY

As an LM owner, you enjoy all the benefits of the Lexus Link+ Premium Connectivity pack. It includes features such as:

- Cloud-based navigation and Voice Assistant
- Road events and real-time traffic information
- On- and off-street parking availability
- Remote Climate: Remote control of air conditioning



Apple CarPlay is a trademark of Apple Inc.



01. EXTRA-WIDE 10" HEAD-UP DISPLAY¹

LM 350h (7-seater) driving data is projected in colour directly onto the windscreen. This 10" Head-Up Display lets you check navigation, safety features, information and audio settings without taking your eyes off the road. Operation is easy, thanks to touch switches on the steering wheel.

02. MULTI-INFORMATION DISPLAY

This colour TFT (Thin Film Transistor) display is integrated into the main driving instruments and keeps you or your chauffeur informed about all key data including safety warnings and navigation directions. For a more dynamic and engaging experience, the display will also adjust its look and content depending on which driving mode is engaged.

03. 23-SPEAKER MARK LEVINSON® SYSTEM (4-SEATER)


The near-silent LM 350h 4-seater cabin provides the perfect setting for the bespoke new 23-speaker Mark Levinson® Premium Surround Sound audio. Developed with our exclusive audio partners, Mark Levinson, the system is optimised for the car's interior architecture. Delivering a peerless 7.1-channel home-theatre experience using a new 3D Surround Mark Levinson® Surround System and Quantum Logic Immersion, ClariFi analyses the compressed sound source and complements lost data for exceptional sound quality. Enhancing the concert hall experience even further, speakers are arranged on the MPV's broad ceiling, creating a three-dimensional sound stage. The bulkhead speakers, located above the 48" screen to be closely aligned with your ears, produce rich and powerful sound, vividly expressing the atmosphere of the original music. Finally, a Blu-ray player built into the bottom left side of the partition plays Blu-ray Discs, DVDs and CDs.

04. 21-SPEAKER MARK LEVINSON® SYSTEM (7-SEATER)

The speaker layout on the 7-seater minimises front-rear localisation variability and provides precise stereophonic sound with excellent spread. Speakers are arranged on the LM's broad ceiling and the 3D surround sound system is used. As on the 23-speaker system, the following measures help to ensure enhanced sound pressure in the mid/low-tone range: door rigidity increased; speaker unit magnetic circuit changed to increase efficiency ceiling centre speaker; instrument panel side speaker diameter enlarged.

05. WIRELESS CHARGER / EIGHT USB SOCKETS

You can charge compatible smartphones or other electronic devices using the inductive wireless battery charger. 50% faster, it is conveniently positioned in the centre console pocket. To keep your devices charged and connected, the LM has up to eight USB sockets.



¹ Grade dependent, only available on specific grades.



01. 3RD GENERATION LEXUS SAFETY SYSTEM +

The all-new LM benefits from the advanced active safety and driver assistance systems featured in the latest 3rd generation of Lexus Safety System+, with upgraded and additional functions offering increased accident risk detection. These include a new Driver Monitor to check drivers for signs of fatigue or distraction and Proactive Driving Assist with steering assist, which uses the front camera to determine the angle of a bend, adjusting the steering force when approaching a turn.

02. ENHANCED PRE-COLLISION SYSTEM

Alongside detecting motorcycles during daytime, the enhanced Lexus Pre-Collision System allows more potential collisions to be avoided, such as at left/right turns, and with cut-in traffic. It can also recognise collision risks with oncoming traffic or crossing pedestrians when making a turn at a junction. The ability to avoid impacts is increased by Emergency Steering Assist.

03. DYNAMIC RADAR CRUISE CONTROL

This system uses a millimetre-wave radar sensor and camera to detect the vehicle in front and maintain an appropriate distance. If the vehicle in front comes to a halt, the LM will stop too. When the vehicle moves off again, you will too. It quickly recognises traffic cutting in front and, in conjunction with Lane Trace Assist, follows a more natural line through bends. Dynamic Radar Cruise Control will also prevent you from driving inside a slower vehicle driving in the outside lane.

04. EMERGENCY STEERING ASSIST

Should you try to avoid a pedestrian close to or in your driving path when a collision is imminent, Emergency Steering Assist will support your steering movements to enhance the car's stability and prevent accidental lane departure.

05. PROACTIVE DRIVING ASSIST WITH ACTIVE STEERING ASSIST

Equipped with our latest Obstacle Anticipation Assist system, the LM's pioneering new Proactive Driving Assist with Active Driving Assist technology monitors road users and objects ahead, and proactively controls brakes and steering to keep a safe distance from them. Additionally, Deceleration Assist helps when releasing the accelerator before a bend or preceding vehicle, allowing smoother and safer deceleration. The system also detects curves ahead and adjusts the steering assist force to facilitate safe and precise steering.

06. LANE TRACE ASSIST

Advanced Lane Trace Assist helps keep the LM in the centre of the lane, uses 'natural lane trace' functionality and provides assistance when driving around bends.

07. EXTENDED SAFETY PACKAGE

While Lexus Safety System+ is fitted as standard on all European models, owners can also choose an Extended Safety Package which offers selected autonomous driving features. These include the new Lane Change Assist and Front Cross Traffic Alert. On motorways, with activation of the turning signal as a cue, the latter allows the LM to perform automatic lane change using Dynamic Radar Cruise Control. Front Cross Traffic Alert assists in making driving safer at intersections by detecting approaching vehicles from left or right which might be hidden in blind spots and warns the driver via the Head-Up Display and the central multimedia display.

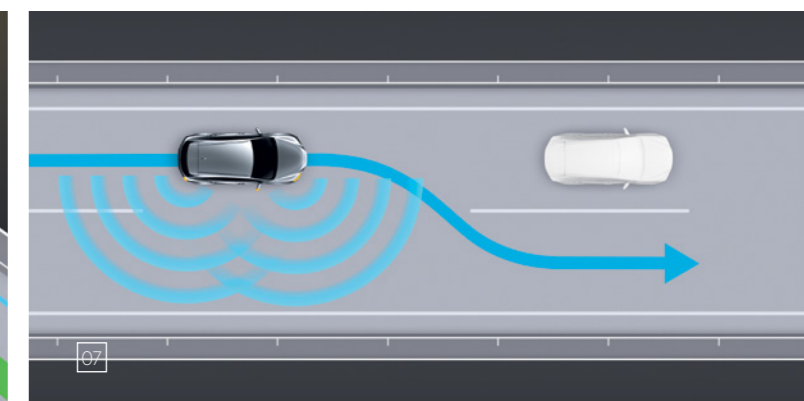
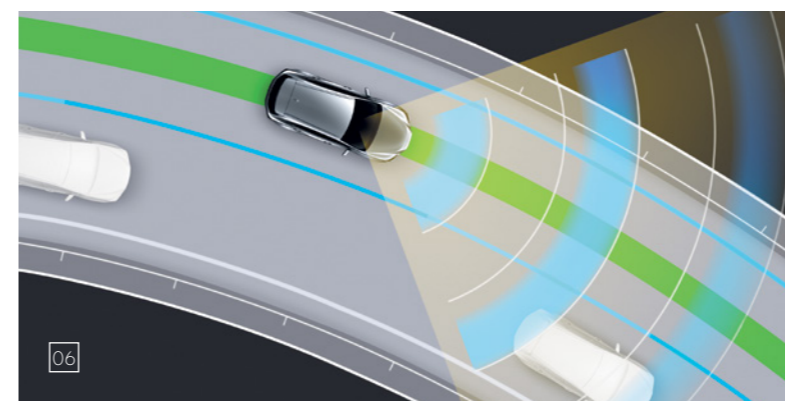
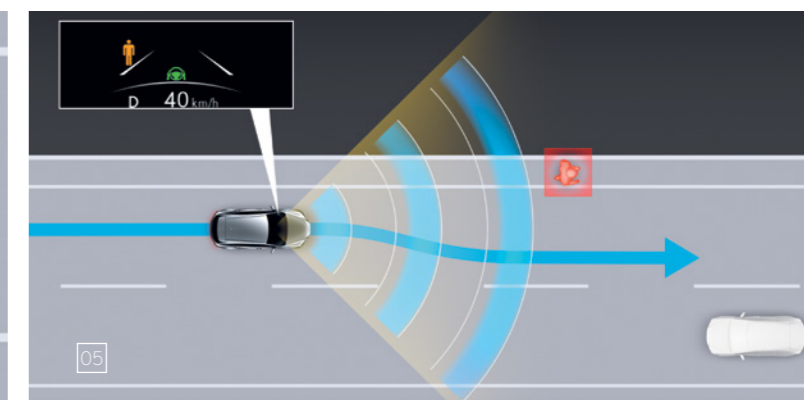
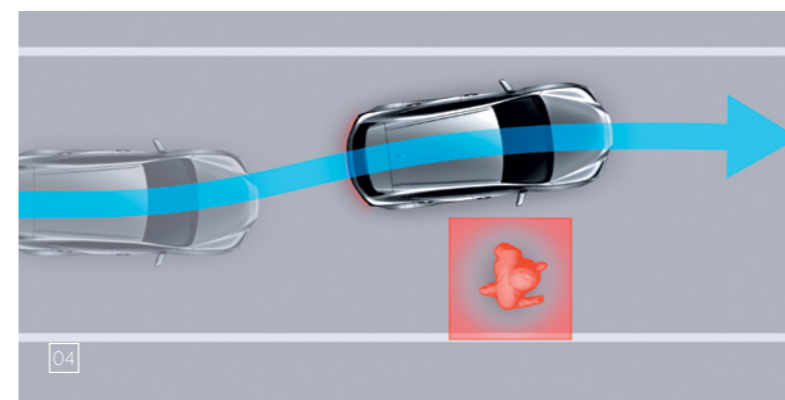
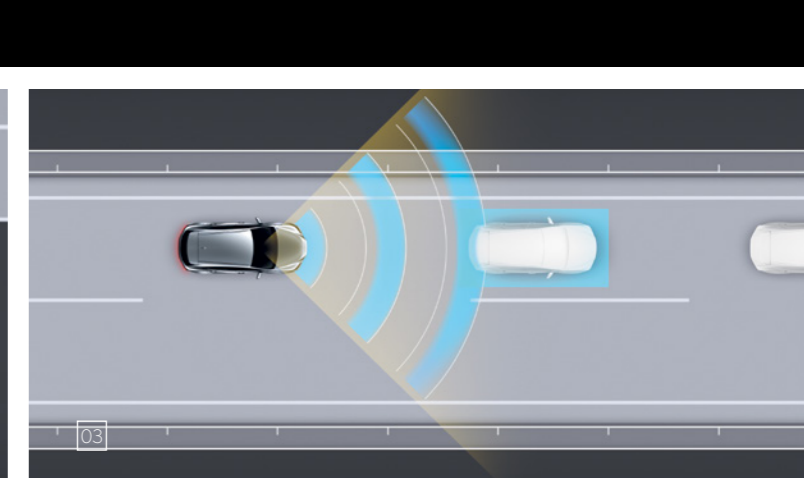
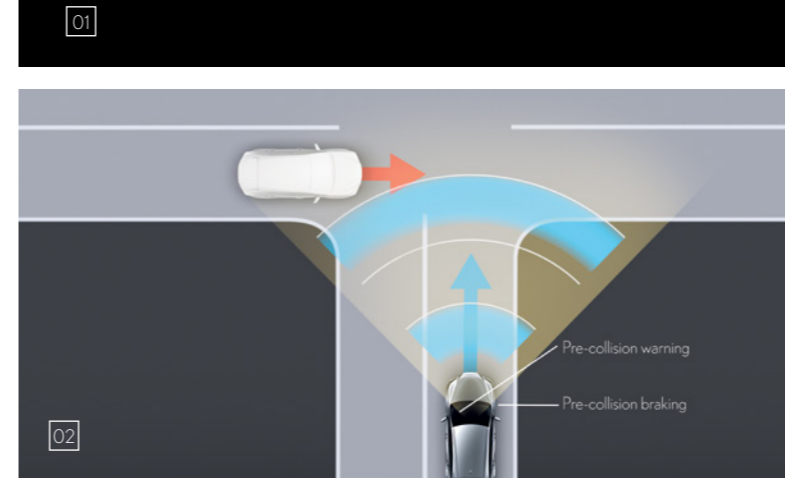
08. ROAD SIGN ASSIST

Upgraded Road Sign Assist (RSA) recognises traffic signs and provides information to the driver via the multi-information display. When linked to Dynamic Radar Cruise Control, the car's speed can be adjusted according to the speed limit recognised by RSA.

09. ADAPTIVE HIGH-BEAM SYSTEM

An LED activated AHS (Adaptive High-beam System) is available on the new LM. The system uses a monocular camera sensor located on top of the vehicle to detect light from vehicles in front and automatically optimises the headlamp light distribution so that the high beams do not directly illuminate preceding or oncoming vehicles. Twelve independent LED chips in the headlamp on one side are enabled/disabled for precise control of the illuminated and non-illuminated areas. AHS reduces driver workload by eliminating the need to turn the high beams on and off and helps provide an excellent field of view while driving at night.

LEXUS SAFETY SYSTEM +





01. EXTREMELY STRONG PLATFORM

The new LM is built on our GA-K platform, but with a distinctive set-up: the rear has been redesigned to extend the wheelbase but also integrate additional cross members and braces to increase rigidity. This extra rigidity has allowed Lexus engineers to tune the suspension more accurately, improving both performance and comfort. Thanks to the long wheelbase the overall length, the track is wider and the wheels larger, making for a more confident stance and grip.

02. SRS AIRBAGS

In addition to an immensely strong passenger safety cell, occupant protection is enhanced by six SRS airbags: a dual-stage airbag for the driver; single-stage airbag for the front passenger; side airbags on the front seats and curtain shield airbags that run the full length of both cabin sides.

03. DRIVER MONITOR

Driver Monitor uses a camera mounted above the LM's steering wheel to constantly check the condition of the driver. The system is even able to slow or stop the car if the driver fails to react to alerts.

04. DIGITAL PANORAMIC VIEW MONITOR

For easier driving in confined spaces, the Digital Panoramic View Monitor provides a live 360° view around and pre-recorded view under the car. It also creates a virtual 3D image of your LM, showing the vehicle as if seen from above, with on-screen guides to assist close-quarter manoeuvring and offers the following features:

- Side Clearance View lets the driver check the clearance when passing another vehicle on a narrow road
- Cornering View helps avoid mounting curbs when cornering
- Front Cross Traffic Alert warns of approaching vehicles and obstacles, at the front and sides of the car
- Pre-Collision System & Parking Support Brake warns of a possible collision and will even take preventive action
- A view under the LM helps you drive safely on rougher surfaces

05. DIGITAL REAR-VIEW MIRROR

The Digital Rear-view Mirror displays images from a camera at the rear of the LM. This 2nd generation system features a lighter bezel, wider view and reduced blind spots. It also enhances your view when the rear seats are occupied, the luggage space is loaded to the roof, or weather and visibility are poor.

06. BLIND SPOT MONITOR

Blind Spot Monitor detects vehicles in adjacent lanes that are not visible in the door mirrors up to 60 metres behind your LM. If the driver indicates to change lane and a vehicle enters the blind spot, a warning signal appears in the relevant door mirror.

07. REAR CROSS TRAFFIC ALERT

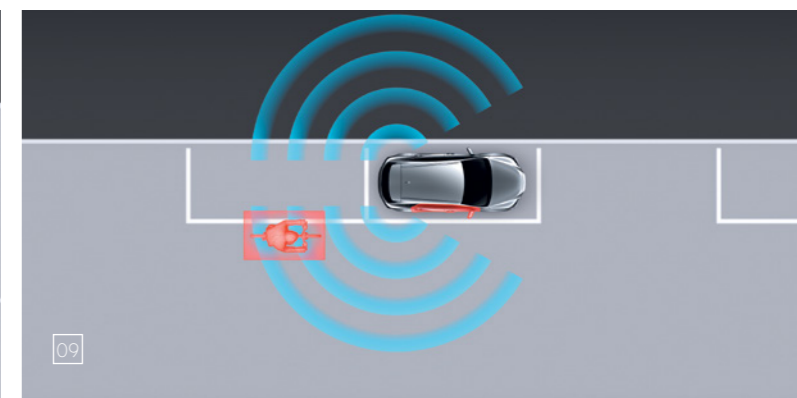
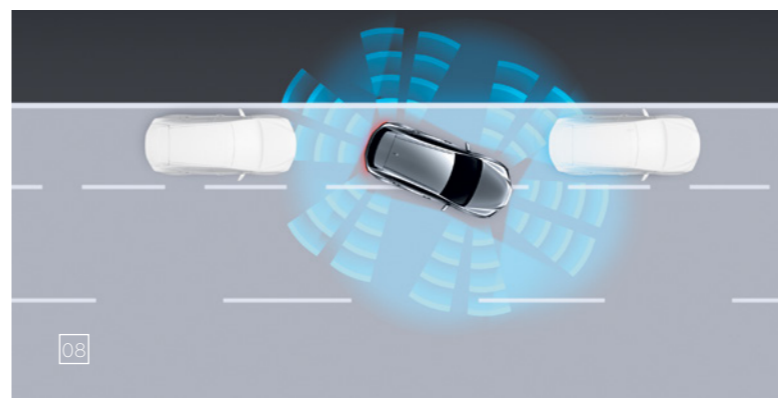
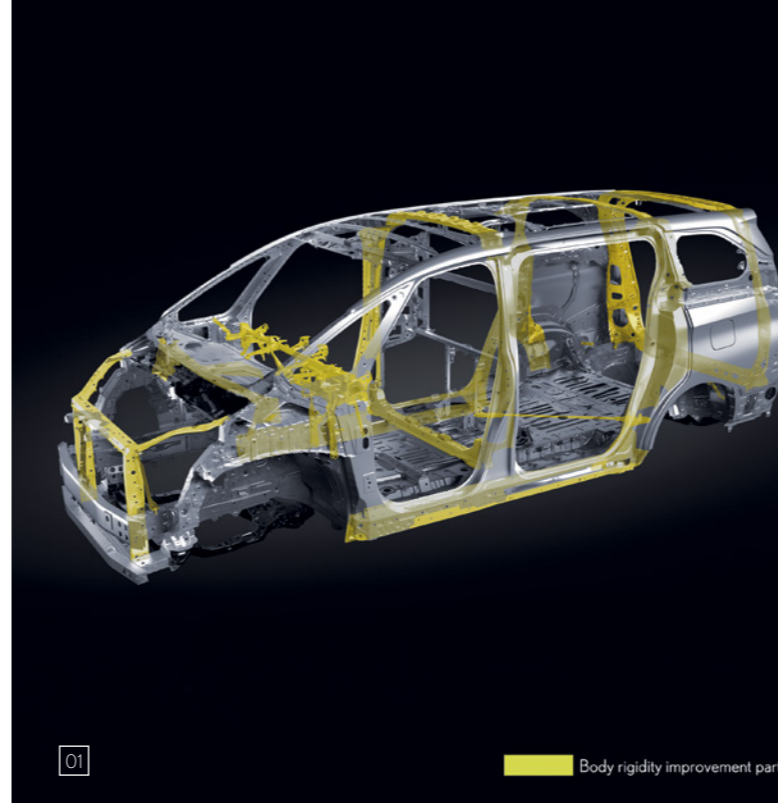
Rear Cross Traffic Alert helps avoid parking collisions during low-speed reversing. The system monitors the area at the rear of the LM and adjusts speed if it judges there is a possibility of contact with a vehicle. When necessary, the system alerts the driver with a buzzer, a warning on the 14" display and door mirrors, and will even brake if required.

08. ADVANCED PARK

For added peace of mind a breakthrough Advanced Park system is also available, which provides automated control of the steering, shift operation and braking. It uses the car's array of four cameras and 12 ultrasonic sensors to gain an all-round picture of the immediate surroundings. It can also recognise your three most regularly used parking spots. And when leaving a parking space, the system will quickly activate to eliminate annoying waiting time.

09. SAFE EXIT ASSIST

The LM's e-Latch electronic entry and exit system is linked to the car's Blind Spot Monitor. The exclusive Safe Exit Assist function prevents occupants from opening the door in the event of traffic such as cars or cyclists approaching from the rear. Lexus estimates this system can help prevent more than 95% of the accidents caused by door opening.





COLOURS | EXTERIOR

SONIC WHITE | 085



SONIC TITANIUM | 117



GRAPHITE BLACK | 223





SONIC AGATE | 3U3



COLOURS | INTERIOR


L-ANILINE LEATHER¹



Black

Ammonite Sand

INLAY



Yabane Herringbone Woodgrain

Please note: actual paintwork colours may vary slightly from those illustrated.

¹ L-aniline leather upholstery applies to the rear VIP seats only, the front and 3rd row seats' upholstery is semi-aniline leather. 3rd row seats are only available on 7-seater models.

EXTERIOR	7-SEATER	4-SEATER
Body-coloured, unified grille	■	■
Front bumper, Chrome ornament	■	■
Chrome bumper and grille garnish	■	■
Millimetre wave sensor cover, heated ¹	■	■
Headlights, triple LED	■	■
Headlight cleaners	■	■
Auto-levelling headlights, dynamic	■	■
Daytime running lights (DRL), LED	■	■
Cornering lights, LED	■	■
Front indicator lights, LED	■	■
Dusk sensor	■	■
Rear combination lights, LED	■	■
Rear fog lights, LED	■	■
Black front brake callipers with Lexus logo	■	■
Top shade, windscreen	■	■
Acoustic glass, windscreen, front and rear side glass	■	■
Ultra Violet (UV) and heat insulating tinted glass	■	■
Water-repellent glass, windscreen and front side glass	■	■
Infrared Ray (IR) insulating glass, windscreen, front and rear side glass	■	■
Rain sensing windscreen wipers	■	■
Privacy glass	■	■
Door mirrors, electrically adjustable, heated, with reverse tilt function	■	■
Door mirrors, electrically auto-folding, electro chromatic (auto-dimming)	■	-
Rear sliding doors, electric	■	■
Black door handles with Chrome inlay	■	■
Puddle lights	■	■
Body-coloured rocker panel with Chrome ornament	■	■
Chrome door belt moulding and side windows upper frame	■	■
Intelligent parking assist sensors, front and rear ²	■	■
Rear bumper, Chrome ornament	■	■
Rear bumper with hidden exhaust	■	■
WHEELS		
19" forged alloy wheels, multi-spoke design, 225/55 R19 tyres	■	■

■ Available as standard.
- Not available.

¹ Heated sensor covers are equipped only in the Nordics.

² Intelligent parking assist sensors can't be equipped in Svalbard, and Faroe Islands: Parking assist sensors are equipped instead.

³ ARFHL is not available in certain markets.

⁴ RCTAB is not available in Svalbard, and Faroe Islands: Rear Cross Traffic Alert (RCTA) is available instead.

⁵ EDSS is available only in Israel.

⁶ LCA is not available in Svalbard.

ACTIVE SAFETY & DRIVING DYNAMICS	7-SEATER	4-SEATER
Acoustic Vehicle Alerting System (AVAS)	■	■
Active brake lights	■	■
Adaptive High-beam System (AHS)	■	■
Adaptive Variable Suspension (AVS)	■	■
Anti-lock Braking System (ABS)	■	■
Automatic Rear Flashing Hazard Lights (ARFHL) ³	■	■
Blind Spot Monitor (BSM) with Rear Cross Traffic Alert and Braking (RCTAB) ⁴	■	■
Drive Mode Select, Eco / Rear Comfort / Normal / Custom / Sport	■	■
Driver Monitoring System	■	■
Dynamic Radar Cruise Control (DRCC), all-speed	■	■
Electric Parking Brake (EPB)	■	■
Electric Power Steering (EPS)	■	■
Electronic Brake-force Distribution (EBD)	■	■
Electronically Controlled Braking-Regeneration (ECB-R)	■	■
Emergency Driving Stop System (EDSS) ⁵	■	■
Emergency Steering Assist (ESA)	■	■
EV (Electric Vehicle) mode	■	■
Front Cross Traffic Alert (FCTA)	■	■
Front pedestrian detection	■	■
Front cyclist detection	■	■
Front motorcyclist detection, daytime only	■	■
Hill-start Assist Control (HAC)	■	■
Intersection Turn Assist (ITA)	■	■
Lane Change Assist (LCA) ⁶	■	■
Lane Tracing Assist (LTA)	■	■
Pre-Collision System (PCS)	■	■
Proactive Driving Assist (PDA)	■	■
Rear pedestrian detection	■	■
Road Sign Assist (RSA)	■	■
Safe Exit Assist (SEA)	■	■
Traction Control (TRC)	■	■
Tyre Pressure Warning System (TPWS) with Auto location	■	■
Vehicle Stability Control (VSC)	■	■
PASSIVE SAFETY		
Dual-stage airbags, driver and front passenger	■	■
Curtain shield airbags	■	■
Side airbags, driver and front passenger	■	■
Airbag cut-off switch, front passenger	■	■
Audible and visual seatbelts reminder, front and rear seats	■	■
Seatbelt pre-tensioners, front and rear seats	■	■
i-Size attachment, outer rear seats	■	■
ISOFIX attachment, outer rear seats	■	■

■ Available as standard.
- Not available.



SECURITY	7-SEATER	4-SEATER
Anti-theft system - siren ¹	■	■
Anti-theft system - immobiliser	■	■
Anti-theft system - inclination sensor ¹	■	■
Anti-theft system - intrusion sensor ¹	■	■
Anti-theft system - Ultra-Wideband (UWB)	■	■
Double door lock	■	■
Auto door locking	■	■
Wireless door lock	■	■
AUDIO, COMMUNICATION & INFORMATION		
12.3" colour multi-information display	■	■
Digital speedometer, high-definition display	■	■
Head-Up Display (HUD)	■	-
Lexus Link Pro - 14" touchscreen display	■	■
Lexus Link Pro Embedded Hybrid Navigation ²	■	■
Lexus Link Standard Connectivity	■	■
Lexus Link Premium Connectivity (4 years) ²	■	■
Bluetooth® mobile phone and audio connectivity	■	■
Smartphone integration (Android Auto™, Wireless Apple CarPlay)	■	■
Wireless smartphone charger, front centre console	■	-
Wireless smartphone chargers, rear quarter boxes	-	■
21-speaker Mark Levinson® Reference 3D Surround Sound System	■	-
23-speaker Mark Levinson® Reference 3D Surround Sound System	-	■
Rear Seat Entertainment system (RSE)	■	■
14" rear entertainment display, ceiling mounted	■	-
48" ultrawide rear entertainment display, rear centre	-	■
Antenna, shark fin design	■	■
Digital Audio Broadcasting (DAB) radio	■	■
USB port (Type-C), front centre console	■	■
6 USB charging ports (Type-C), front and rear	■	-
8 USB charging ports (Type-C), front and rear	-	■
HDMI port, front centre console	■	■
HDMI port, rear centre console	■	-
HDMI ports, rear centre armrest	-	■
220V socket, rear	■	■
220V socket, luggage compartment	■	■
Active Noise Control (ANC)	■	■
Emergency Response System (eCall)	■	■
Panoramic View Monitor (PVM)	■	■
Steering wheel mounted controls, audio / display / phone / voice / DRCC / LTA	-	■
Steering wheel mounted customizable touch controls	■	-

■ Available as standard.
- Not available.

¹ Anti-theft systems not available in Israel.

² Premium Connectivity pack is included with Lexus Link Pro for the first 4 years of ownership, and renewable thereafter on a subscription basis.

SEATS	7-SEATER	4-SEATER
Semi-aniline leather upholstery, front seats	■	■
L-aniline leather upholstery, rear seats	■	■
Semi-aniline leather upholstery, third row seats	■	-
Rear captain seats	■	■
Rear massage and relaxation seats	■	■
Driving position memory (seat, steering wheel, outer mirrors) - 3 user profiles	■	■
Rear passenger seat position memory - 2 user profiles	■	■
Heated front seats	■	■
Ventilated front seats	■	■
8-way electrically adjustable driver seat	■	■
4-way electrically adjustable front passenger seat	■	■
4-way lumbar support, driver seat	■	■
2-way lumbar support, front passenger seat	■	■
2-way manually adjustable headrest, front seats	■	■
L emblem embossed on front headrests	■	■
Shoulder switch for front passenger seat adjustment	■	-
Heated rear seats	■	■
Heated ottoman, rear seats	■	■
Heated armrests, rear seats	■	■
Ventilated rear seats	■	■
10-way electrically adjustable rear seats	■	-
8-way electrically adjustable rear seats	-	■
4-way lumbar support, rear seats	■	■
Folding table in rear seat armrests	■	■
2-way electrically adjustable rear headrests	■	-
Fixed rear headrests	-	■
L emblem embossed on rear headrests	■	■
Shoulder switches for rear passenger seat adjustment	■	-
Manually folding, reclining, and sliding third row seats, 50/50 split	■	-

■ Available as standard.
- Not available.



INTERIOR COMFORT & CONVENIENCE	7-SEATER	4-SEATER
3-spoke, leather trimmed steering wheel	-	■
3-spoke, leather and wood trimmed steering wheel	■	-
Paddle-shift controls	■	■
Heated steering wheel	■	■
Instrument panel, Tahara and suede fabric	■	■
Instrument panel, Tahara ¹	○	○
Steering column, electrically multi-adjustable	■	■
Easy entry and exit function, driver seat retracts/returns	■	-
Multi-colour ambient lighting (64 colours)	■	■
Inei lighting	-	■
Rear-view mirror, electro chromatic (auto-dimming)	■	■
Privacy partition with electrically operated window, dimmable	-	■
e-Latch door lock system, front doors	■	■
Soft closing automatic doors	■	■
Door panel finish, suede	■	■
Door panel finish, Tahara ¹	○	○
Glass sunroof, dual left/right with electrically operated sunroof blinds	■	■
Rear roof lining, Ultrasuede®	-	■
Automatic air recirculation control	■	■
Clean air filter with pollen / PM removal and deodoriser	■	■
Electronic climate control with nanoe™ X technology, front and rear	■	■
Electronic climate control, 4-zone	■	■
Remote climate control	■	■
Lexus Climate Concierge	■	■
Body temperature sensing climate control (via infrared sensor)	-	■
Front centre console, Yabane Herringbone Woodgrain	■	■
Leather trimmed gearshift knob	■	■
Rear seat reading lights, LED	■	■
Rear side window sunshades, electric	■	■
Rear quarter window sunshades, electric	■	■
Front centre armrest, Tahara and suede fabric	■	■
Front centre armrest, Tahara ¹	○	○
Rear centre armrests, independent captain seats	■	-
Fixed rear centre console with centre armrest	-	■
Cool box, rear centre console	-	■
Temporary spare wheel	■	■
Tailgate, electric lift and close with height memory function	■	■

PACKS	7-SEATER	4-SEATER
Lexus Safety System +²		
Adaptive High-beam System (AHS)	■	■
Driver Monitoring System	■	■
Dynamic Radar Cruise Control (DRCC), all-speed	■	■
Emergency Driving Stop System (EDSS) ³	■	■
Emergency Steering Assist (ESA)	■	■
Front Cross Traffic Alert (FCTA)	■	■
Front pedestrian detection	■	■
Front cyclist detection	■	■
Front motorcyclist detection, daytime only	■	■
Intersection Turn Assist (ITA)	■	■
Lane Change Assist (LCA) ⁴	■	■
Lane Tracing Assist (LTA)	■	■
Pre-Collision System (PCS)	■	■
Proactive Driving Assist (PDA)	■	■
Road Sign Assist (RSA)	■	■
Options¹		
Instrument panel, Tahara	○	○
Door panel finish, Tahara	○	○
Front centre armrest, Tahara	○	○

■ Available as standard.
○ Available as an option.
- Not available.

¹ Optionally available in a pack with Ammonite Sand interior colour selected

² Do not use the Lexus Safety System+ instead of normal driving under any circumstances and please read the instructions before operating the system. The driver is always responsible for driving safely.

³ EDSS is available only in Israel.

⁴ LCA is not available in Svalbard.

■ Available as standard.
○ Available as an option.
- Not available.

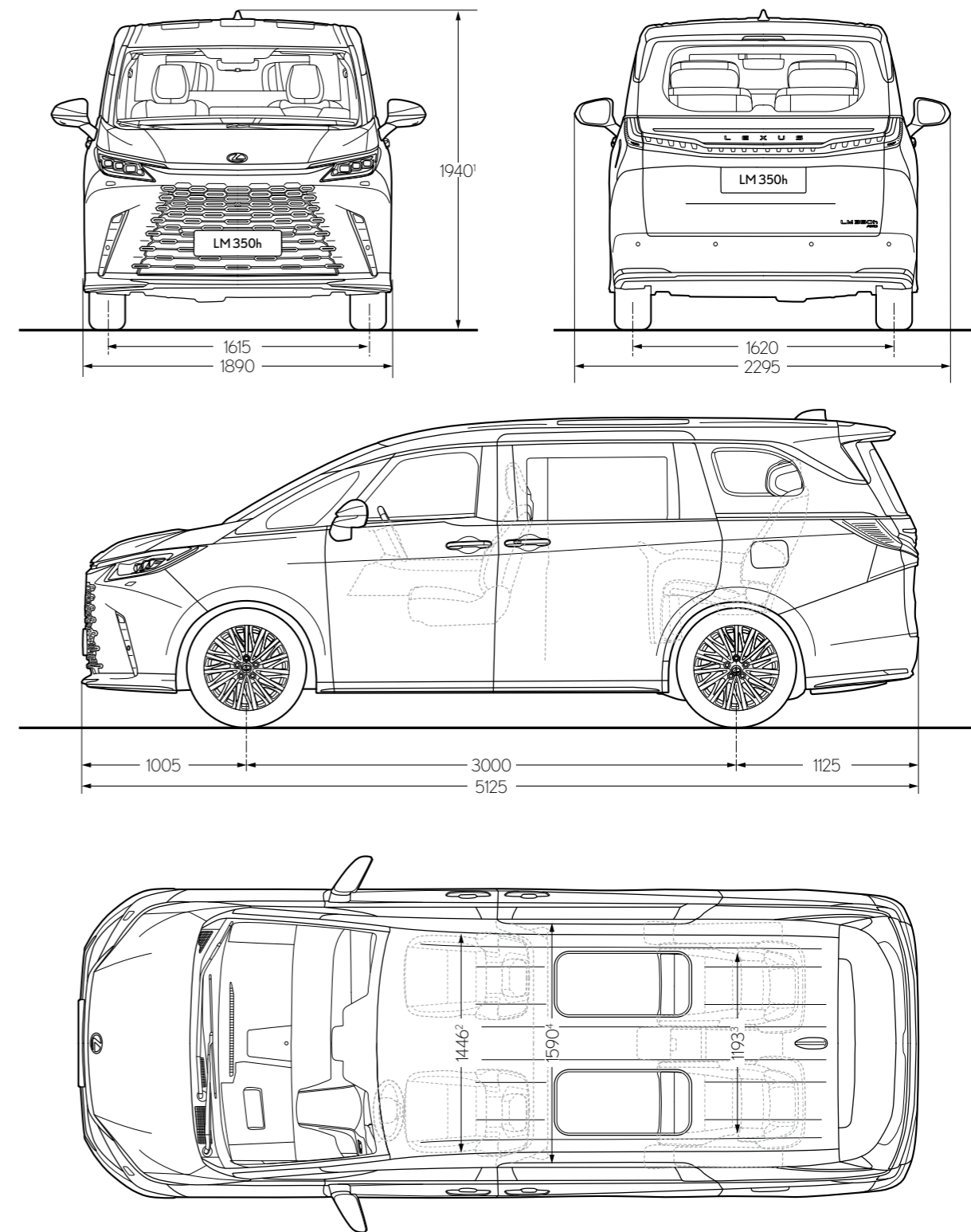
TECHNICAL DATA

ENGINE	LM 350h AWD (FWD)
Capacity (cm ³)	2487
Cylinders / Valves	L4 / 16
Maximum power (DIN hp @ rpm)	190 @ 6000
Maximum power (kW @ rpm)	140 @ 6000
Maximum torque (Nm @ rpm)	239 @ 4300 - 4500
ELECTRIC MOTORS	
Type	AC synchronous, permanent magnet
Maximum power (DIN hp) front / rear	182 / 54 (182 / -)
Maximum power (kW) front / rear	134 / 40 (134 / -)
Maximum torque (Nm) front / rear	270 / 121 (270 / -)
TRANSMISSION	
Type	Electronic-Continuously Variable Transmission
Drive	E-FOUR (Front-Wheel Drive)
TOTAL SYSTEM OUTPUT ¹	
Total power (DIN hp)	250
Total power (kW)	184
PERFORMANCE	
Maximum speed / Maximum EV speed (km/h)	190 / 125
Acceleration 0-100 km/h (s)	8.7 (9.1)
FUEL CONSUMPTION ² (l/100km)	
Combined	7.4 - 7.1 (n/a)
CO ₂ EMISSIONS ² (g/km)	
Combined	167 - 161 (n/a)
EMISSION STANDARD ²	
Euro Class	EURO 6d-ISC-FCM
WEIGHT (kg)	
Gross vehicle ³	2880 / 2870 (2830)
Kerb weight (min. - max.)	2345 - 2355 (2295 - 2305)
CAPACITIES (l)	
Luggage volume - third row seats upright	110
Luggage volume - rear seats upright ⁴	1191 / 752
Fuel tank capacity	60

¹ Combined engine and electric motor(s).
² The fuel consumption and CO₂ values are measured in a controlled environment on a representative production model, in accordance with the requirements of the new WLTP European Regulation EC 2017/1151 and its applicable amendments. For each individual vehicle configuration, the final fuel consumption and CO₂ values may be calculated based on the ordered optional equipment. The fuel consumption and CO₂ values of your vehicle may vary from those measured or calculated values, as driving behaviour as well as other factors (such as road conditions, traffic, vehicle condition, tyre pressure, load, number of passengers, etc.) have an influence on a car's fuel consumption and CO₂ emissions. For more information regarding the new WLTP test method, please visit: www.lexus.eu/wltp#nedc. All emission figures are target values and subject to pending homologation.
³ The gross vehicle weight differs by seating arrangement. First figure shown is for the 7-seater model, second figure shown is for the 4-seater model. The FWD model is only available in 7-seater configuration.
⁴ Figures differ by seating arrangement. First figure shown is for the 7-seater model, second figure shown for the 4-seater model. Luggage volume is calculated as per the VDA method. All figures quoted include the under-floor storage area in the luggage compartment.

Specifications shown in this brochure are based upon the latest available information at the time of printing. Further technical data, including any updates, can be found at www.lexus.eu.

TECHNICAL DATA



¹ The vehicle height differs by alloy wheel size. The value shown is applicable with 19" alloy wheels. The height is 1930 with 17" alloys equipped.
² The front hip room differs by seating arrangement. The value shown is applicable for the 4-seater model, the value for 7-seater is 1445.
³ The rear hip room differs by seating arrangement. The value shown is applicable for the 4-seater model. The value for 7-seater is 1439.
⁴ The interior width differs by seating arrangement. The value shown is applicable for the 4-seater model. The value for 7-seater is 1655.

Please note: the dimensions illustrated above are measured in millimetres.

BE OUR GUEST

HOW WE TREAT OUR CUSTOMERS IS GUIDED BY AN ANCIENT JAPANESE PHILOSOPHY OF HOSPITALITY.

Translated from the Japanese as 'hospitality and polite service', Omotenashi is about much more than excellence of service; it is an ancient concept centred around anticipating the needs of another, even before they arise. Omotenashi influences how we design and engineer our cars at Lexus, and equally how we treat you, the Lexus owner. Not just at the point of sale but over the life of your car. We want you to feel valued in every interaction you have with us. To feel more than a customer.

Whether as a private or fleet driver, you'll experience Omotenashi each time you visit our showrooms. In the warm reception on hand from friendly staff intent on welcoming you. In the inviting atmosphere and impressive facilities of the lounge, where you can enjoy refreshments, catch up on news, enjoy high-speed Internet or carry on with your work. And in the knowledge that our Lexus technicians are working with precision and efficiency to get you back on the road with minimum interruption to your day.

ADDITIONAL BENEFITS

3 YEARS' FREE LEXUS ROADSIDE ASSISTANCE

Whatever the situation, when you're driving your Lexus, we're just one call away with expert support at the roadside 24 hours a day, everyday of the year.

Free for three years from initial purchase of a new vehicle, 24 hours a day, 365 days a year assistance anywhere in the UK.

Home Start

One in four breakdowns happen at the home address. Home Start allows you to enjoy all the benefits of Lexus Roadside Assistance from your home address.

Personal Assistance

Lexus Roadside Assistance is designed to look after you - not just your vehicle. So even if you are a passenger in someone else's car you can still receive Lexus Roadside Assistance.

Roadside Assistance

Replacement vehicle

A replacement vehicle will be provided free of charge (excluding petrol and other consumables) for up to three days, provided we have taken your vehicle to a Lexus Centre for repairs following a breakdown.

Hotel accommodation

If a replacement vehicle is unavailable, we will arrange a hotel for you and your family for up to £150 per person to a maximum of £500, for one night.

Onward travel

If a replacement vehicle is unavailable and you would like to make your own travel arrangements following a breakdown, we will reimburse the cost of this up to £150 per person, to a maximum of £500.

European travel

If you travel across Europe your Roadside Assistance will travel with you, whether you are driving your Lexus or another car.

Medical assistance

If the driver of the car is certified ill, we will take you and your passengers to any single destination in the UK.

Lost or broken keys

If you lose or break your keys, Lexus Roadside Assistance will arrange for recovery of your vehicle to a local Lexus Centre. You will be responsible, however, for the cost of replacement keys.

WARRANTIES

THREE-YEAR COMPREHENSIVE WARRANTY

Any defect that is attributable to a manufacturing or an assembly defect under normal use is covered by your warranty. This provision applies for a period of three years or 60,000 miles, whichever comes first, with no mileage limit for the first year. In the event of a breakdown immobilising your Lexus, the cost of recovering it to the nearest Lexus Centre is also covered if that breakdown is the result of a warrantable defect.

GET UP TO 10 YEARS/100,000 MILES LEXUS WARRANTY¹

Every new Lexus comes with a 3 year manufacturer warranty followed by a 12 months / 10,000 miles additional warranty, with every qualifying service.

THREE-YEAR SURFACE RUST AND PAINTWORK WARRANTY

The warranty offers three years of cover for surface rust and paint defects appearing on any of the painted body panels due to a fault in material or workmanship. There is no mileage restriction on this.

12-YEAR CORROSION PERFORMANCE WARRANTY

A 12-year unlimited mileage warranty covers the vehicle against rust perforation through any sheet metal body panel (subject to certain exclusions specified in the warranty booklet) occurring as a result of a manufacturing or assembly defect in the vehicle. The warranty booklet supplied with each new vehicle gives full details. This warranty is also transferable to subsequent owners.

EV WARRANTY

The warranty covers any defect that is attributable to a manufacturing or assembly fault under normal use for a period of 5 years or 60,000 miles, whichever comes first, with no mileage limitation for the first year for the following EV main system components:

The EV Motor

The EV system inverter and converter
Full EV Battery degradation below 70% of initial capacity will be covered for a period of 8 years or 100,000 miles, whichever comes first, with no mileage limitation for the first year.

SERVICE PLANS

Service plans are a flexible way of managing the cost of servicing your Lexus. With a service plan you can ensure that your vehicle is maintained to the standards you would expect from Lexus-trained technicians fitting the highest quality Lexus parts². The Approved Pre-Owned service package can be tailored to your needs. Please contact your local Lexus Centre for a quote.

¹ Terms and conditions apply. For full details, please ask your official Lexus Centre, or visit www.lexus.co.uk/owners/warranty/lexus-warranty ² The service plans exclude cambelt/timing chain changes.





DISCOVER MORE ONLINE

Find out more about the new LM. Take time to explore which equipment grade best suits your lifestyle, learn about our world-class service and finance offerings and sign up to our regular newsletter. If you're interested in how the new LM feels to drive, you can also book a test drive online with your local Lexus Retailer.

www.lexus.co.uk/new-cars/lm-world-premiere
December 2024

Lexus created vehicles born from imaginative design, pioneering technology and craftsmanship. Only behind the wheel of one of our models can you truly experience amazing. Simply consult your local Lexus Centre to arrange a test drive at your convenience. To find out more about Lexus vehicles or to locate your local Lexus Centre, please visit our website www.lexus.co.uk or call 0845 278 8888 (calls cost 2p per minute plus your phone company's access charge).

Accuracy and specification

All information contained in this brochure was correct at the time of going to print. Please note that while every effort is made to reproduce accurate information, we reserve the right to change specification, equipment and availability without prior notice. Images shown in this brochure may not be of UK models (for example, they may show left-hand drive vehicles) and may illustrate equipment that is only available on selected grades. Therefore, this brochure cannot be regarded as infallible and, as such, does not constitute an offer for sale of any particular vehicle shown.

Fuel consumption and emissions data

Figures are provided for comparability purposes; only compare fuel consumption and CO₂ figures with other cars tested to the same technical procedures. These figures may not reflect real life driving results. Fuel consumption and CO₂ produced varies significantly depending on a number of factors, including the accessories fitted (post-registration), driving style, conditions, speed and vehicle load.

All models and grades will be certified according to the World Harmonised Light Vehicle Test Procedure (WLTP). All mpg and CO₂ figures quoted are full WLTP figures.

The official CO₂ figures for vehicles have changed, due to a change in the official method of calculation. CO₂ figures are used in the calculation of Vehicle Excise Duty (car tax) for new cars during their first year of registration. As a result, all CO₂ figures, car tax and 'on the road' prices for new vehicles, which were provided or displayed prior to

1 April 2020, may now have changed for vehicles which were not registered before that date. These dates may change, please visit www.vehicle-certification-agency.gov.uk/tcb/wltp.asp for the latest information.

Choice of options and accessories fitted (pre-registration) may affect the official CO₂ figures, car tax and 'on the road' price.

For details of your preferred LM model and grade derivative, please contact your local Lexus Centre.

Safe driving

Lexus is committed to promoting safe and responsible driving at all times. None of the images contained in this brochure should be taken to promote any unsafe driving practice. All sound, entertainment and navigation accessories that may be included in our vehicles should always be used alongside legal and attentive driving. Additionally, any driver assistance and other safety features included in our vehicles are not designed to substitute safe and careful driving.

End-of-life vehicles

Taking care of the environment is a priority for Lexus. We strive to minimise the environmental impact of our vehicles throughout their life cycle—from design, production, distribution, sales and service to end-of-life. For more detailed information on environmental performance, please visit www.lexus.co.uk/environment

About Lexus

Lexus is a division of Toyota (GB) PLC registered in England & Wales with company number 0916634 with its registered office at Great Burgh, Burgh Heath, Epsom, Surrey KT18 5UX. Toyota (GB) PLC is an appointed representative of Toyota Insurance Management Limited and Toyota Financial Services (UK) PLC, both of which are authorised and regulated by the Financial Conduct Authority.

 **LEXUS**
EXPERIENCE AMAZING