

2021 MAZDA3



PRICE AND SPECIFICATION GUIDE



Mazda3 is the first model to introduce a new generation of technologies and design. With its matured Kodo: Soul of Motion design language, ingenious technologies and finest quality materials, Mazda3 offers drivers something more than just a car. Created with Mazda's Jinba Ittai philosophy bringing 'oneness' between car and driver, which is evident once you take the Mazda3 on the road. A quieter cabin and human centric Skyactiv-Vehicle Architecture creates a comfortable and engaging driving experience like no other.

The powertrain line up comprises of the latest 2.0 e-Skyactiv G and 2.0 e-Skyactiv X engines, each of which provides a responsive drive in any situation. Based on its philosophy of designing the car around the driver, Mazda3 has dramatically enhanced fundamental driving attributes such that accelerating, turning and braking feel completely natural.





2021 MAZDA3 PRICING

e-Skyactiv G Petrol Mazda M Hybrid Hatchback

| | PRICE | VAT | P11D VALUE | FIRST YEAR VED & DVLA FIRST REG FEE* | ESTIMATED 'ON THE ROAD' RETAIL | CO ₂ EMISSIONS (G/KM)~ | BIK TAX (%)^ | 2021 / 22 MONTHLY TAX LIABILITY 20% / 40% | INSURANCE GROUP |
|---------------------------------|------------|-----------|------------|--------------------------------------|--------------------------------|-----------------------------------|--------------|---|-----------------|
| Mazda3 122ps SE-L | £18,100.00 | £3,620.00 | £21,720 | £235 | £21,955 | 124 | 28% | £101/£203 | 15E |
| Mazda3 122ps SE-L Lux | £19,016.67 | £3,803.33 | £22,820 | £235 | £23,055 | 124 | 28% | £106/£213 | 15E |
| Mazda3 122ps SE-L Lux Auto | £20,266.67 | £4,053.33 | £24,320 | £275 | £24,595 | 138 | 31% | £126/£251 | 15E |
| Mazda3 122ps Sport Lux | £19,933.33 | £3,986.67 | £23,920 | £235 | £24,155 | 127 | 29% | £116/£231 | 16E |
| Mazda3 122ps Sport Lux Auto | £21,183.33 | £4,236.67 | £25,420 | £275 | £25,695 | 140 | 32% | £136/£271 | 16E |
| Mazda3 122ps GT Sport | £21,433.33 | £4,286.67 | £25,720 | £235 | £25,955 | 127 | 29% | £124/£249 | 17E |
| Mazda3 122ps GT Sport Auto | £22,683.33 | £4,536.67 | £27,220 | £275 | £27,495 | 140 | 32% | £145/£290 | 17E |
| Mazda3 122ps GT Sport Tech | £22,183.33 | £4,436.67 | £26,620 | £235 | £26,855 | 127 | 29% | £129/£257 | 17E |
| Mazda3 122ps GT Sport Tech Auto | £23,433.33 | £4,686.67 | £28,120 | £275 | £28,395 | 140 | 32% | £150/£300 | 17E |

e-Skyactiv X Petrol Mazda M Hybrid Hatchback

| | PRICE | VAT | P11D VALUE | FIRST YEAR VED & DVLA FIRST REG FEE* | ESTIMATED 'ON THE ROAD' RETAIL | CO ₂ EMISSIONS (G/KM)~ | BIK TAX (%)^ | 2021 / 22 MONTHLY TAX LIABILITY 20% / 40% | INSURANCE GROUP |
|---------------------------------|------------|-----------|------------|--------------------------------------|--------------------------------|-----------------------------------|--------------|---|-----------------|
| Mazda3 186ps SE-L Lux | £20,600.00 | £4,120.00 | £24,720 | £235 | £24,955 | 118 | 27% | £111/£222 | 22E |
| Mazda3 186ps Sport Lux | £21,766.67 | £4,353.33 | £26,120 | £235 | £26,355 | 120 | 28% | £122/£244 | 22E |
| Mazda3 186ps Sport Lux Auto | £23,016.67 | £4,603.33 | £27,620 | £275 | £27,895 | 137 | 31% | £143/£285 | 21E |
| Mazda3 186ps GT Sport | £23,266.67 | £4,653.33 | £27,920 | £235 | £28,155 | 121 | 28% | £130/£261 | 22E |
| Mazda3 186ps GT Sport Auto | £24,516.67 | £4,903.33 | £29,420 | £275 | £29,695 | 137 | 31% | £152/£304 | 22E |
| Mazda3 186ps GT Sport Tech | £24,016.67 | £4,803.33 | £28,820 | £235 | £29,055 | 121 | 28% | £134/£269 | 23E |
| Mazda3 186ps GT Sport Tech Auto | £25,266.67 | £5,053.33 | £30,320 | £275 | £30,595 | 137 | 31% | £157/£313 | 22E |

~Figures shown are for comparability purposes; only compare fuel consumption and CO₂ figures with other cars tested to the same technical procedures. These figures may not reflect real life driving results, which will depend upon a number of factors including the accessories fitted (post-registration), variations in weather, driving styles and vehicle load. All figures quoted are derived from the latest WLTP test cycle.

e-Skyactiv X Petrol Mazda M Hybrid Saloon

| | PRICE | VAT | P11D VALUE | FIRST YEAR VED & DVLA FIRST REG FEE* | ESTIMATED 'ON THE ROAD' RETAIL | CO ₂ EMISSIONS (G/KM)~ | BIK TAX (%)^ | 2021 / 22 MONTHLY TAX LIABILITY 20% / 40% | INSURANCE GROUP |
|--|------------|-----------|------------|--------------------------------------|--------------------------------|-----------------------------------|--------------|---|-----------------|
| Mazda3 Saloon 186ps SE-L Lux | £20,600.00 | £4,120.00 | £24,720 | £235 | £24,955 | 114 | 26% | £107/£214 | 22E |
| Mazda3 Saloon 186ps Sport Lux | £21,766.67 | £4,353.33 | £26,120 | £235 | £26,355 | 117 | 27% | £118/£235 | 22E |
| Mazda3 Saloon 186ps Sport Lux Auto | £23,016.67 | £4,603.33 | £27,620 | £275 | £27,895 | 134 | 30% | £138/£276 | 21E |
| Mazda3 Saloon 186ps GT Sport | £23,266.67 | £4,653.33 | £27,920 | £235 | £28,155 | 117 | 27% | £126/£251 | 22E |
| Mazda3 Saloon 186ps GT Sport Auto | £24,516.67 | £4,903.33 | £29,420 | £275 | £29,695 | 135 | 31% | £152/£304 | 22E |
| Mazda3 Saloon 186ps GT Sport Tech | £24,016.67 | £4,803.33 | £28,820 | £235 | £29,055 | 117 | 27% | £130/£259 | 23E |
| Mazda3 Saloon 186ps GT Sport Tech Auto | £25,266.67 | £5,053.33 | £30,320 | £275 | £30,595 | 135 | 31% | £157/£313 | 22E |

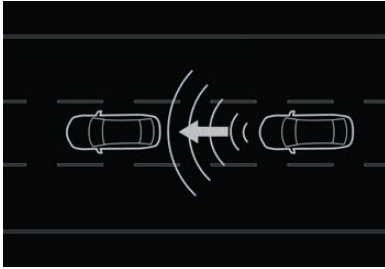
Options

| | BASIC PRICE | VAT | RRP |
|---|-------------|--------|---------|
| Mica/Metallic/Pearlescent Paint (excluding Soul Red Crystal Metallic and Machine Grey Metallic) | £475 | £95 | £570 |
| Machine Grey Metallic Paint | £575 | £115 | £690 |
| Soul Red Crystal Metallic Paint | £675 | £135 | £810 |
| Burgundy ¹⁾ or Stone ²⁾ leather trim | £166.67 | £33.33 | £200.00 |

¹⁾ e-Skyactiv X GT Sport Tech hatchback models only. ²⁾ e-Skyactiv X GT Sport Tech saloon models only.
~Figures shown are for comparability purposes; only compare fuel consumption and CO₂ figures with other cars tested to the same technical procedures. These figures may not reflect real life driving results, which will depend upon a number of factors including the accessories fitted (post-registration), variations in weather, driving styles and vehicle load. All figures quoted are derived from the latest WLTP test cycle.

Due to specification updates please confirm with your dealer whether the vehicle you will receive is equipped with specification detailed in this guide.
*First year rate Vehicle Exercise Duty as of 1 April 2021, includes £55 DVLA first registration fee. ^ BIK effective from 6 April 2021.

ADVANCED SAFETY TECHNOLOGY



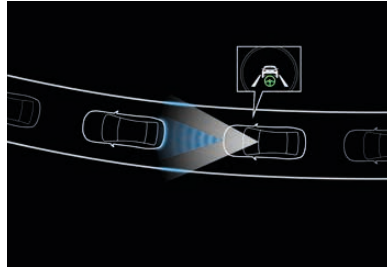
MAZDA RADAR CRUISE CONTROL (MRCC)

MRCC is an adaptive cruise control system. To activate, the driver sets a maximum speed (just as with cruise control) and size of the gap to maintain. The radar watches for traffic ahead and once the system senses a vehicle in front, the car will slow down and speed up automatically maintaining the drivers preset distance.

STOP & GO

Automatic models also have the additional feature of 'Stop & Go', meaning the vehicle will automatically accelerate and brake in start / stop traffic with minimal input from the driver.


Mazda Radar Cruise Control standard across the range.



CRUISING AND TRAFFIC SUPPORT (CTS)

Reduces driver fatigue and supports a safer, more reassuring and more comfortable driving experience by reducing stress generally caused by traffic jams. CTS automatically operates the accelerator and brake pedals to maintain a proper trailing distance between Mazda3 and the vehicle ahead. In addition, it assists with steering operations to keep the car in its proper lane. Because the steering control is strictly limited to assisting the driver, it is the driver who steers the car. CTS will not turn the car on its own were the driver to remove his or her hands from the steering wheel.

Cruising and Traffic Support standard on GT Sport Tech grade.



BLIND SPOT MONITORING WITH REAR CROSS TRAFFIC ALERT (BSM w/ RCTA)

Warns you of a vehicle entering a detection zone situated up to 50 metres behind, by activating a door-mirror mounted warning light on the relevant side of the vehicle. If you then indicate prior to turning in that direction, the warning light flashes and an audible alert sounds. Working at speeds as low as 20mph the system can prevent drivers from moving into the path of a following vehicle.

REAR CROSS TRAFFIC ALERT (RCTA)

Rear Cross Traffic Alert system monitors traffic approaching from blind spots when reversing. Both systems operate when the car is moving at speeds of approximately 6mph or less and is only designed to detect motor vehicles.

Blind Spot Monitoring and Rear Cross Traffic Alert standard across the range.



WINDSCREEN PROJECTED COLOUR ACTIVE DRIVING DISPLAY

The colour Active Driving Display projects essential driver information including speed, turn-by-turn navigation and traffic signs onto the windscreen, closer to the drivers field of vision meaning you can safely focus on the road ahead.

Windscreen-Projected Colour Active Driving Display standard across the range.

MAZDA M HYBRID AND e-SKYACTIV X




MAZDA M HYBRID

Constantly striving to further improve fuel economy and lower emissions, Mazda has introduced an intelligent Mild Hybrid system called Mazda M Hybrid which uses kinetic energy from regenerative braking to help acceleration from launch and power electronics. Mazda3 will be the first to feature this new technology which comes as standard on 2.0 e-Skyactiv G and 2.0 e-Skyactiv X petrol engines. The result is a car that delivers outstanding performance, low running costs and strong environmental credentials.

e-SKYACTIV X

e-Skyactiv X is an engine that changes everything. This engine burns petrol more efficiently thanks to Spark Controlled Compression Ignition (SPCCI). It produces more power but emits fewer emissions and uses less fuel than a regular petrol engine for an even better drive without compromise.



GRADE HIGHLIGHTS

SE-L

STANDARD FEATURES:

- i-stop (idling stop start system)
- Mazda M Hybrid system
- Cylinder Deactivation (e-Skyactiv G only)
- 16" Silver alloy wheels
- LED headlights with LED daytime running lights
- Electrically adjustable, heated auto power-folding door mirrors
- Rear parking sensors
- Dusk-sensing headlights
- Rain-sensing front wipers
- Black Radiator Grille (Hatchback only)
- Gloss Black rear roof spoiler (Hatchback only)
- Electronic Parking Brake with auto-hold and auto-disengage function
- 60:40 split fold down rear seats
- Driver seat manual tilt, slide, recline and height adjustment
- Passenger seat manual slide, recline and height adjustment
- Premium black cloth trim
- Instrument panel 7" TFT Colour driver display
- Windscreen projected colour Active Driving Display (head-up display) with Traffic Sign Recognition
- AM/FM/DAB Radio with eight speakers
- 8.8" Colour entertainment display with Mazda Connect infotainment
- Integrated navigation with 5-years free European map updates
- Apple CarPlay® & Android Auto™
- Integrated Bluetooth®
- Multimedia Commander including separate volume dial
- 2x USB connectivity
- Blind Spot Monitoring with Rear Cross Traffic Alert (BSM w/ RCTA)
- Lane-keep Assist System (LAS)
- e-Call with GPS
- Intelligent Speed Assist (ISA)
- Driver and front passenger airbags; front, side, curtain and driver knee
- Tyre Pressure Monitoring System (TPMS)
- Thatcham Cat.1 Alarm and Immobiliser
- Front Smart Brake Support (SBS)
- Driver Attention Alert (DAA)
- High Beam Control (HBC)
- Lane-Departure Warning System (LDWS)



Model shown: Mazda3 122ps SE-L in Deep Crystal Blue Metallic paint.

SE-L LUX

IN ADDITION TO SE-L GRADE,
SE-L LUX ADDS:

- Auto-dimming driver door mirror
- Front parking sensors
- Reversing camera
- Auto-dimming rear-view mirror
- Smart keyless entry
- Dual-zone climate control air-conditioning
- Heated front seats (3-stage settings)



Model shown: Mazda3 122ps SE-L Lux in Soul Red Crystal Metallic paint.

SPORT LUX

IN ADDITION TO SE-L LUX GRADE,
SPORT LUX ADDS:

- 18" Black alloy wheels (e-Skyactiv X Hatchback)
- 18" Bright alloy wheels (e-Skyactiv X Saloon)
- 18" Grey Metallic alloy wheels (e-Skyactiv G Hatchback)
- Adaptive LED Headlights (ALH)
- Front and rear Signature LED lights
- Rear privacy glass
- Black Radiator Grille (Saloon)
- Piano black window garnish
- Frameless auto dimming rear-view mirror
- Paddle shift (Automatic transmission)
- Power tilt and slide sunroof (e-Skyactiv X models only)



Model shown: Mazda3 122ps Sport Lux
in Polymetal Grey Metallic paint.

GT SPORT / GT SPORT TECH

IN ADDITION TO SPORT LUX GRADE,
GT SPORT ADDS:

- Black leather seats
- 8-way power adjustable driver seat with memory linked to door mirror and Active Driving Display
- Power driver lumbar adjustment
- Heated steering wheel
- 12-speaker Bose surround sound system, with Bose CenterPoint, BassMatch and AudioPilot technology

IN ADDITION TO GT SPORT GRADE,
GT SPORT TECH ADDS:

- 360° View Monitor (front, rear and side cameras)
- Driver Monitoring (DM)
- Cruising and Traffic Support (CTS)
- Rear Crossing Smart Brake Support (SBS-RC)
- Rear Smart Brake Support (SBS-R)
- Front Cross Traffic Alert (FCTA)



Model shown: Mazda3 186ps GT Sport
in Machine Grey Metallic paint.





2021 MAZDA3 PAINT AND INTERIOR OPTIONS



ARCTIC WHITE SOLID



SNOWFLAKE WHITE PEARLESCENT*




SONIC SILVER METALLIC*



POLYMETAL GREY METALLIC*^




DEEP CRYSTAL BLUE MICA*



JET BLACK MICA*



MACHINE GREY METALLIC*



SOUL RED CRYSTAL METALLIC*

MAZDA3 ALLOY WHEELS



SE-L / SE-L Lux -
16" Silver Metallic alloy wheels



Sport Lux / GT Sport / GT Sport Tech -
18" Grey Metallic alloy wheels
(e-Skyactiv G models only)




Sport Lux / GT Sport / GT Sport Tech -
18" Black Metallic alloy wheels
(e-Skyactiv X Hatchback models only)




Sport Lux / GT Sport / GT Sport Tech -
18" Bright alloy wheels
(e-Skyactiv X Saloon models only)

*Mica/Metallic/Pearlescent Paint available at additional cost. ^Available on Mazda3 Hatchback models only. Please see Exterior specification table for full details of alloy wheel availability.

INTERIOR TRIMS




PREMIUM BLACK CLOTH TRIM
SE-L, SE-L Lux and Sport Lux grades



BLACK LEATHER
Standard on GT Sport and GT Sport Tech grades



STONE LEATHER
Optional on e-Skyactiv X GT Sport Tech Saloon model at additional cost



BURGUNDY LEATHER
Optional on e-Skyactiv X GT Sport Tech Hatchback model at additional cost



2021 MAZDA3 SPECIFICATIONS

Exterior

| | | SE-L | SE-L Lux | Sport Lux | GT Sport | GT Sport Tech |
|----------------------------------|--|------|----------|-----------|----------|---------------|
| Bumpers: | Front body-coloured with Black lower bezel ¹⁾ | • | • | • | • | • |
| | Front body-coloured with Black / Bright lower bezel ²⁾ | • | • | • | • | • |
| | Rear gloss black lower moulding ¹⁾ | • | • | • | • | • |
| Door mirrors: | Electrically-adjustable, heated, auto power-folding door mirrors | • | • | • | • | • |
| | With driver door mirror auto-dimming function | - | • | • | • | • |
| | With adjustable memory and tilt-down function when reversing | - | - | - | • | • |
| Emergency tyre repair kit: | | • | • | • | • | • |
| Grill surround: | Dark metallic finish signature wing ¹⁾ | • | • | • | • | • |
| | Chrome finish signature wing ²⁾ | • | • | • | • | • |
| Headlights: | LED, with auto headlight levelling | • | • | • | • | • |
| | High Beam Control (HBC) | • | • | - | - | - |
| | Dusk-sensing headlights | • | • | • | • | • |
| | Coming home / leaving home lights | • | • | • | • | • |
| | Daytime running lights | • | • | • | • | • |
| | Adaptive LED headlights (ALH) | - | - | • | • | • |
| | Signature LED lights | - | - | • | • | • |
| | | | | | | |
| Rear lights: | Rear fog light | • | • | • | • | • |
| | LED rear combination lights with LED rear turn lights | • | • | - | - | - |
| | Signature LED rear combination lights with LED rear turn lights | - | - | • | • | • |
| Metallic/Mica/Pearlescent paint: | | O | O | O | O | O |
| Parking sensors: | Rear only | • | - | - | - | - |
| | Front and Rear | - | • | • | • | • |
| Parking aids: | Reversing camera | - | • | • | • | • |
| | 360° View Monitor (front, rear and side cameras) | - | - | - | - | • |
| Privacy glass: | Rear side and rear windows | - | - | • | • | • |
| Rear roof spoiler: | Gloss Black ¹⁾ | • | • | • | • | • |
| Tyres and wheels: | 205/60 R16 with 16" Silver Metallic alloy wheels | • | • | - | - | - |
| | 215/45 R18 with 18" Grey Metallic alloy wheels (e-Skyactiv G Hatchback models only) | - | - | • | • | • |
| | 215/45 R18 with 18" Bright alloy wheels (e-Skyactiv X Saloon models only) | - | - | • | • | • |
| | 215/45 R18 with 18" Black Metallic alloy wheels (e-Skyactiv X Hatchback models only) | - | - | • | • | • |
| Wipers: | Front, rain-sensing wipers | • | • | • | • | • |
| | Rear ¹⁾ | • | • | • | • | • |

• = Standard equipment; - = Not available; O = Option available at additional cost.

¹⁾ Hatchback models only. ²⁾ Saloon models only.

Interior

| | | SE-L | SE-L Lux | Sport Lux | GT Sport | GT Sport Tech |
|--------------------------------|--|------|----------|-----------|----------|-----------------|
| Colour Active Driving Display: | Windscreen projected (colour head-up display) featuring Traffic Sign Recognition, vehicle speed including warnings, turn-by-turn navigation and Mazda Radar Cruise Control information | • | • | • | • | • |
| Electrical power outlet: | | • | • | • | • | • |
| Gear knob: | Leather-wrapped | • | • | • | • | • |
| Grab handles: | Driver, front passenger and two rear, with coat hooks | • | • | • | • | • |
| Electronic Parking Brake: | With auto-disengage function, auto-hold function | • | • | • | • | • |
| Door trim: | Cloth | • | • | • | - | - |
| | Vinyl Leather | - | - | - | • | • |
| Trim: | Chrome interior trim accents | - | - | • | • | • |
| Interior Mirror: | Auto-dimming rear-view mirror | - | • | - | - | - |
| | Frameless auto-dimming rear-view mirror | - | - | • | • | • |
| Luggage compartment: | Light | • | • | • | • | • |
| Meter set display: | Trip computer | • | • | • | • | • |
| | Colour 7-inch TFT display (provides speed, traffic signs and Mazda Radar Cruise Control information) | • | • | • | • | • |
| Front seats: | Driver's seat, manual tilt, slide, recline and height adjustment | • | • | • | - | - |
| | Front passenger's seat manual slide, recline and height adjustment | • | • | • | • | • |
| | Driver's seat, power slide, recline, height and lumbar adjustment with Head-up Display and mirror memory | - | - | - | • | • |
| | Premium black cloth trim | • | - | - | - | - |
| | Premium black cloth seats, front heated with 3-stage setting | - | • | • | - | - |
| | Black leather seats, front heated with 3-stage setting | - | - | - | • | • |
| | Burgundy leather seats, front heated with 3-stage setting | - | - | - | - | O ¹⁾ |
| | Stone leather seats, front heated with 3-stage setting | - | - | - | - | O ²⁾ |
| Rear seats: | Three height-adjustable head restraints | • | • | • | • | • |
| | 60:40 split fold down rear seats | • | • | • | • | • |
| | Folding centre armrest equipped with two cup holders | • | • | • | • | • |
| Steering wheel: | Leather-wrapped | • | • | • | • | • |
| | Tilt and height adjustment | • | • | • | • | • |
| | Heated | - | - | - | • | • |
| | Paddle shift for automatic transmission | - | - | • | • | • |
| Storage spaces: | Door pockets (driver, front passenger and two rear) | • | • | • | • | • |
| | Seatback pocket (front passenger) | • | • | • | • | • |
| | Front centre storage with two cupholders | • | • | • | • | • |
| | Glovebox with interior illumination | • | • | • | • | • |
| | Roof mounted sunglasses holder | • | • | • | • | • |

• = Standard equipment; - = Not available; O = Option available at additional cost.

¹⁾ Optional on e-Skyactiv X Hatchback models at additional cost.

²⁾ Optional on e-Skyactiv X Saloon models at additional cost.

Infotainment

| | | SE-L | SE-L Lux | Sport Lux | GT Sport | GT Sport Tech |
|--------------------------|---|------|----------|-----------|----------|---------------|
| Integrated Bluetooth®: | Allows hands-free calling and easy access to phone contacts via steering wheel controls or Multimedia Commander | • | • | • | • | • |
| | Audio transfer from Bluetooth® devices | • | • | • | • | • |
| Mazda Multimedia System: | AM / FM / DAB radio, with eight speakers | • | • | • | - | - |
| | AM / FM / DAB radio / MP3 featuring 12-Speaker Bose surround sound system, with Bose CenterPoint, BassMatch and AudioPilot technology. | - | - | - | • | • |
| | 8.8 inch TFT Colour centre display | • | • | • | • | • |
| | Steering wheel-mounted audio and Bluetooth® controls | • | • | • | • | • |
| | 2 USB charging ports | • | • | • | • | • |
| | Apple CarPlay® and Android Auto™ | • | • | • | • | • |
| Mazda Navigation System: | European mapping with alternative route calculations, point of interest search and 5-years free map updates | • | • | • | • | • |
| Multimedia Commander: | Located between the driver and front passenger, the Multimedia Commander allows easy control of the advanced connectivity and infotainment system, with information displayed on the 8.8 inch colour centre screen, includes a separate volume control dial | • | • | • | • | • |

• = Standard equipment; - = Not available; O = Option available at additional cost.

Please visit mazda.co.uk for more information.

Comfort and Convenience

| | | SE-L | SE-L Lux | Sport Lux | GT Sport | GT Sport Tech |
|--|--|------|----------|-----------|----------|---------------|
| Manual air-conditioning: | | • | - | - | - | - |
| Dual zone climate-controlled air-conditioning: | | - | • | • | • | • |
| Electric windows: | Front and rear, with one-touch auto down / up | • | • | • | • | • |
| Engine start / stop button | | • | • | • | • | • |
| Interior Lighting: | LED lighting | • | • | • | • | • |
| Remote central locking with deadlocking and automatic door lock when driving | | • | • | • | • | • |
| Smart keyless entry: | Allows opening and locking of the vehicle without removing the key from your pocket or bag | - | • | • | • | • |
| Mazda Radar Cruise Control (MRCC) (Automatic features Stop & Go function) | | • | • | • | • | • |
| Sun visors: | Driver's and front passenger's with covered vanity mirror and driver's ticket holder | • | • | • | • | • |

• = Standard equipment; - = Not available; O = Option available at additional cost.

Safety and Security

| | | SE-L | SE-L Lux | Sport Lux | GT Sport | GT Sport Tech |
|---|--|------|----------|-----------|----------|---------------|
| Smart Brake Support (SBS) | Front (SBS) | • | • | • | • | • |
| | Rear (SBS-R) | - | - | - | - | • |
| | Rear Cross (SBS-RC) | - | - | - | - | • |
| Airbags: | Dual front airbags | • | • | • | • | • |
| | Front side airbags | • | • | • | • | • |
| | Front and rear curtain airbags | • | • | • | • | • |
| | Front knee airbag for driver | • | • | • | • | • |
| | Front passenger airbag cut-off switch | • | • | • | • | • |
| Anti-lock braking system (ABS) | | • | • | • | • | • |
| Blind Spot Monitoring (BSM) with Rear Cross Traffic Alert (RCTA) | | • | • | • | • | • |
| Dynamic Stability Control (DSC) | | • | • | • | • | • |
| G-Vectoring Control Plus (GVC Plus): | Provides better handling and a smoother ride. Offers more control in various driving situations. | • | • | • | • | • |
| Hill Launch Assist (HLA) | | • | • | • | • | • |
| Intelligent Speed Assist (ISA) | | • | • | • | • | • |
| ISOFIX child seat anchorage; attached to outer rear seats | | • | • | • | • | • |
| Lane-keep Assist System (LAS) with Lane Departure Warning System (LDWS) | | • | • | • | • | • |
| Seatbelt reminder audible warning: | Driver, passenger and rear seats | • | • | • | • | • |
| Seatbelts: | Front, 3-point (ELR) x 2 with pre-tensioners | • | • | • | • | • |
| | Rear, 3-point (ELR) | • | • | • | • | • |
| Thatcham Accredited alarm and immobiliser | | • | • | • | • | • |
| Traction Control System (TCS) | | • | • | • | • | • |
| Front Cross Traffic Alert (FCTA) | | - | - | - | - | • |
| Cruising and Traffic Support (CTS) | | - | - | - | - | • |
| Driver Attention Alert (DAA) | | • | • | • | • | • |
| Driver Monitoring (DM): | A camera within the 8.8" centre display screen detects driver fatigue, encouraging the driver to take a rest where needed. | - | - | - | - | • |
| e-Call with GPS: | In the case of an accident, either provides a manual or automated message to the emergency services, which includes the vehicle's location. (European Union only). | • | • | • | • | • |
| Emergency Stop Signalling system (ESS) | | • | • | • | • | • |
| Tyre Pressure Monitoring System (TPMS) | | • | • | • | • | • |

• = Standard equipment; - = Not available; O = Option available at additional cost.

2021 MAZDA3 TECHNICAL INFORMATION



Dimensions

| | HATCHBACK | SALOON |
|---|---------------------------------------|---------------------------------------|
| Overall length / width ¹⁾ / height (mm) | 4460 / 1795 ¹⁾ / 1435 | 4660 / 1795 ¹⁾ / 1440 |
| Wheelbase (mm) | 2725 | 2725 |
| Ground clearance between the axles – unladen (mm) | 140 | 140 |
| Front track / Rear track (mm) | 1570 / 1580 | 1570 / 1580 |
| Front headroom / leg room / shoulder room (mm) | 965 (952) ²⁾ / 1075 / 1414 | 965 (954) ²⁾ / 1075 / 1414 |
| Rear headroom / leg room / shoulder room (mm) | 946 (928) ²⁾ / 891 / 1356 | 947 (931) ²⁾ / 891 / 1359 |
| Cargo volume, acc. to VDA (l): 5-seat mode (to tonneau cover, including underfloor storage) ³⁾ | 334 (330) | 450 |

¹⁾ Vehicle width excludes mirrors.

²⁾ Figures in brackets are for models with a power tilt & slide sunroof.

³⁾ First figure is without underfloor storage, figure in brackets includes underfloor storage and excludes Bose.

Model availability

| | MAZDA M HYBRID | | | |
|---------------|------------------|------------------|------------------|------------------|
| | 2.0 e-Skyactiv G | 2.0 e-Skyactiv G | 2.0 e-Skyactiv X | 2.0 e-Skyactiv X |
| | Petrol 122ps | Petrol 122ps | Petrol 186ps | Petrol 186ps |
| | Manual | Automatic | Manual | Automatic |
| SE-L | • | - | - | - |
| SE-L Lux | • | • | • | - |
| Sport Lux | • | • | • | • |
| GT Sport | • | • | • | • |
| GT Sport Tech | • | • | • | • |

EMISSIONS

CO₂ g/km: 140 - 114

WLTP Combined mpg (l/100km): 46.3 (6.1) - 56.5 (5.0)

Figures shown are for comparability purposes; only compare fuel consumption and CO₂ figures with other cars tested to the same technical procedures. These figures may not reflect real life driving results, which will depend upon a number of factors including the accessories fitted (post-registration), variations in weather, driving styles and vehicle load. All figures quoted are derived from the latest WLTP test cycle.

| | | HATCHBACK | | | |
|---|------------|-------------------------|-------------------------|-------------------------|------------------|
| | | 2.0 e-Skyactiv G | 2.0 e-Skyactiv G | 2.0 e-Skyactiv X | 2.0 e-Skyactiv X |
| | | Petrol 122ps | Petrol 122ps | Petrol 186ps | Petrol 186ps |
| | | Manual | Automatic | Manual | Automatic |
| ENGINE | | | | | |
| Displacement (cc) | | 1998 | 1998 | 1998 | 1998 |
| Bore x Stroke (mm) | | 83.5 x 91.2 | 83.5 x 91.2 | 83.5 x 91.2 | 83.5 x 91.2 |
| Valves per cylinder | | 4 | 4 | 4 | 4 |
| Compression ratio | | 13:1 | 13:1 | 15:1 | 15:1 |
| Gear shift indicator | | • | • | • | • |
| i-stop system | | • | • | • | • |
| Mazda M Hybrid | | • | • | • | • |
| Cylinder Deactivation | | • | • | - | - |
| PERFORMANCE | | | | | |
| Maximum power output (ps (KW) / rpm) | | 122 (90) / 6000 | 122 (90) / 6000 | 186 (137) / 6000 | 186 (137) / 6000 |
| Max. torque (Nm / rpm) | | 213 / 4000 | 213 / 4000 | 240 / 4000 | 240 / 4000 |
| Acceleration (0-62 mph in seconds) | | 10.4 | 10.8 | 8.1 | 8.5 |
| Top Speed (mph) | | 122 | 122 | 134 | 134 |
| FUEL ECONOMY AND CO ₂ EMISSIONS | | | | | |
| Fuel consumption ¹⁾ mpg (l/100km) | Low | 38.7 (7.3) - 39.2 (7.2) | 34.0 (8.3) - 34.4 (8.2) | 43.5 (6.5) | 38.7 (7.3) |
| | Medium | 52.3 (5.4) - 53.3 (5.3) | 47.9 (5.9) - 48.7 (5.8) | 56.5 (5.0) - 57.6 (4.9) | 51.4 (5.5) |
| | High | 58.9 (4.8) - 60.1 (4.7) | 53.3 (5.3) - 54.3 (5.2) | 60.1 (4.7) - 61.4 (4.6) | 54.3 (5.2) |
| | Extra High | 48.7 (5.8) - 50.4 (5.6) | 45.6 (6.2) - 46.3 (6.1) | 50.4 (5.6) - 52.3 (5.4) | 43.5 (6.5) |
| | Combined | 50.4 (5.6) - 51.4 (5.5) | 46.3 (6.1) - 47.1 (6.0) | 53.3 (5.3) - 54.3 (5.2) | 47.1 (6.0) |
| CO ₂ emissions ¹⁾ (g/km) | | 127 - 124 | 140 - 138 | 121 - 118 | 137 |
| EC emission level | | Euro Stage6d | | | |
| Recommended fuel | | Unleaded 95 RON | | | |
| Fuel tank capacity (litres) | | 51 | 51 | 51 | 51 |
| WEIGHTS | | | | | |
| Maximum kerb weight (kg) incl. driver (75kg) | | 1403 - 1433 | 1448 - 1464 | 1464 - 1498 | 1522 |
| Permitted gross vehicle weight (kg) | Total | 1875 | 1907 | 1941 | 1963 |
| | Front/rear | 985 / 890 | 1016 / 891 | 1052 / 889 | 1074 / 889 |
| Towing limit (kg) ²⁾ | Braked | 1300 | 1300 | 1300 | 1300 |
| Maximum roof load (kg) | | 75 | 75 | 75 | 75 |

• = Standard equipment, - = Not available.

¹⁾ Figures shown are for comparability purposes; only compare fuel consumption and CO₂ figures with other cars tested to the same technical procedures. These figures may not reflect real life driving results, which will depend upon a number of factors including the accessories fitted (post-registration), variations in weather, driving styles and vehicle load. All figures quoted are derived from the latest WLTP test cycle.

²⁾ Towing capacity is based on a 12% gradient and tested in accordance with 92/21/EEC as amended by 95/48/EC.

| SALOON | | | |
|---|------------|-------------------------|-------------------------|
| | | 2.0 e-Skyactiv X | 2.0 e-Skyactiv X |
| | | Petrol 186ps | Petrol 186ps |
| | | Manual | Automatic |
| ENGINE | | | |
| Displacement (cc) | | 1998 | 1998 |
| Bore x Stroke (mm) | | 83.5 x 91.2 | 83.5 x 91.2 |
| Valves per cylinder | | 4 | 4 |
| Compression ratio | | 15:1 | 15:1 |
| Gear shift indicator | | • | • |
| i-stop system | | • | • |
| Mazda M Hybrid | | • | • |
| PERFORMANCE | | | |
| Maximum power output (ps (KW) / rpm) | | 186 (137) / 6000 | 186 (137) / 6000 |
| Max. torque (Nm / rpm) | | 240 / 4000 | 240 / 4000 |
| Acceleration (0-62 mph in seconds) | | 8.1 | 8.5 |
| Top Speed (mph) | | 134 | 134 |
| FUEL ECONOMY AND CO ₂ EMISSIONS | | | |
| Fuel consumption ¹⁾ mpg (l/100km) | Low | 44.1 (6.4) | 38.7 (7.3) - 39.2 (7.2) |
| | Medium | 57.6 (4.9) - 58.9 (4.8) | 51.4 (5.5) |
| | High | 61.4 (4.6) - 62.8 (4.5) | 54.3 (5.2) - 55.4 (5.1) |
| | Extra High | 53.3 (5.3) - 54.3 (5.2) | 44.1 (6.4) - 44.8 (6.3) |
| | Combined | 55.4 (5.1) - 56.5 (5.0) | 47.9 (5.9) |
| CO ₂ emissions ¹⁾ (g/km) | | 117 - 114 | 135 - 134 |
| EC emission level | | Euro Stage6d | |
| Recommended fuel | | Unleaded 95 RON | |
| Fuel tank capacity (litres) | | 51 | 51 |
| WEIGHTS | | | |
| Maximum kerb weight (kg) incl. driver (75kg) | | 1466 - 1485 | 1509 - 1522 |
| Permitted gross vehicle weight (kg) | Total | 1938 | 1959 |
| | Front/rear | 1043 / 895 | 1065 / 894 |
| Towing limit (kg) ²⁾ | Braked | 1300 | 1300 |
| Maximum roof load (kg) | | 75 | 75 |

• = Standard equipment, - = Not available.

¹⁾ Figures shown are for comparability purposes; only compare fuel consumption and CO₂ figures with other cars tested to the same technical procedures. These figures may not reflect real life driving results, which will depend upon a number of factors including the accessories fitted (post-registration), variations in weather, driving styles and vehicle load. All figures quoted are derived from the latest WLTP test cycle.

²⁾ Towing capacity is based on a 12% gradient and tested in accordance with 92/21/EEC as amended by 95/48/EC.

MAZDA SERVICES

MAZDA SERVICE PLANS

| MODEL | ENGINE | PRICE |
|--------|-----------------------|---------|
| Mazda3 | e-SKYACTIV G (Petrol) | £649.00 |
| Mazda3 | e-SKYACTIV X (Petrol) | £799.00 |

Take the hassle out of servicing your car by opting for a Mazda Service Plan from your Mazda dealer. For a one off payment or manageable monthly sum, your annual Mazda servicing can be covered for up to 3 years. Contact your Mazda dealer for more information on the options available. At participating dealers only.



The maximum service interval for your Mazda is 12,500 miles or 12 months whichever occurs first, however, the servicing intervals may reduce based on the style of driving and the conditions under which your vehicle is operated.

Mazda Service Plans cover parts, labour & fluids at the prevailing VAT rate for the first three scheduled services. You have the choice of paying for your Mazda Service Plan with a one-off payment, or by monthly Direct Debit payments over the duration of the Plan. Please contact your Mazda Authorised Dealer for more information. The servicing for Mazda Service Plans can only be carried out at a Mazda Authorised Dealer. At participating Dealers only and plan must be activated prior to the vehicle's first service.

VEHICLE TAX RATES

| CO ₂ EMISSIONS FIGURE (G/KM) | PETROL & RDE2 DIESEL - FIRST YEAR RATE | DIESEL NON-RDE2 - FIRST YEAR RATE* | STANDARD RATE |
|--|--|--|------------------|
| 0 | £0 | £0 | £0 |
| 1-50 | £10 | £25 | £155 |
| 51-75 | £25 | £115 | £155 |
| 76-90 | £115 | £140 | £155 |
| 91-100 | £140 | £160 | £155 |
| 101-110 | £160 | £180 | £155 |
| 111-130 | £180 | £220 | £155 |
| 131-150 | £220 | £555 | £155 |
| 151-170 | £555 | £895 | £155 |
| 171-190 | £895 | £1,345 | £155 |
| 191-225 | £1,345 | £1,910 | £155 |
| 226-255 | £1,910 | £2,245 | £155 |
| Over 255 | £2,245 | £2,245 | £155 |

First-year rate is paid when first registering a vehicle and is for the first 12 months Vehicle Excise Duty. After the first 12 months, the standard rate applicable at that time is payable.

Vehicles with a list price >£40k will be subject to a premium of £335 over the Standard Rate for 5 years. This does not apply to zero-emission vehicles.

*Rate applies to diesel vehicles registered from 01 April 2018 that do not meet the RDE2 standard.

MAZDA FINANCIAL SERVICES

Mazda Financial Services offers a variety of finance and insurance products to suit the needs of both private and business customers. With our wide range of plans and services, no-one is more committed to delivering complete motoring confidence and total peace of mind than Mazda and Mazda Financial Services.

MAZDA INSURANCE

When you buy your new Mazda from a Mazda franchised dealer, we'll give you free comprehensive Driveaway Insurance so you can get on the road there and then. Upgrade to our annual cover and benefit from our Mazda Accident Repair Promise all year round. In the event of an accident, unlike most other insurers, we guarantee to repair your Mazda at a Mazda Approved Bodyshop using only Mazda Genuine Parts. This helps to protect your Mazda's safety rating, resale value and manufacturer warranty. Plus, you'll also get windscreen damage cover, EU cover and a complimentary courtesy car. We'll even pay your cancellation fee if you're insured elsewhere*. Eligibility criteria, terms and conditions apply.

Ask your dealer or call Mazda Insurance on 0330 102 7995.

Get a quote online at www.mazdacarinsurance.co.uk

Mazda Insurance is arranged and administered by Verex Insurance Services Ltd which arranges policies from a panel of insurers. *Offer not available online. Offer conditions apply.

MAZDA EXCESS RETURN VOUCHER

When you apply for Free Driveaway Insurance for your new Mazda, you'll also receive a free 1-year Excess Return voucher which pays back up to £250 of your insurance excess cost, regardless of who you're insured with, if you use our Call Mazda First service. If you have a Mazda Excess Return voucher and need to make an insurance claim, simply Call Mazda First before your insurer on 0800 015 0367.

FREE MAZDA ACCIDENT AFTERCARE

In the event of an accident, Call Mazda First 0800 015 0367 before your insurer for free 24-hour Accident AfterCare and to redeem your £250 Excess Return voucher.

Our dedicated case handlers will liaise with your insurer and arrange Mazda Genuine Parts and repairs at a Mazda Approved Bodyshop, keeping your Mazda 100% Mazda and maintaining your Mazda warranties. We'll also provide accident recovery if your Mazda isn't driveable and a free courtesy car during the repair. Terms and conditions apply.

Save 0800 015 0367 to your mobile phone.

TAX FREE – DIPLOMATIC AND MILITARY SALES

For further information contact your Mazda dealer or contact Mazda on 03457 48 48 48.

MOTABILITY

For all Motability enquiries please contact your Mazda dealer or contact Mazda on 03457 48 48 48.

This price list, dated 1 October 2021, supersedes all previous price lists. It includes changes to Vehicle Excise Duty as confirmed in the October 2018 budget affecting estimated 'On the Road' prices. Final prices shown are estimated 'On the Road' prices and are inclusive of number plates, 12 months' Vehicle Excise Duty and first registration fee. Due to ongoing updates the specification (including fuel consumption, CO₂ emissions and equipment) of the vehicle you order and receive may be different to that detailed in this guide. Please speak to your dealer for the latest information. Certain models may be subject to changes in CO₂ emission levels and Vehicle Excise Duty Bands. Images may not be to UK specification. Finance subject to status. Terms and conditions apply. Applicants must be 18 or over. Guarantee may be required. Mazda Financial Services, RH1 1SR.

DRIVE TOGETHER

Mazda Motors UK Limited reserves the right to introduce changes in specification and equipment due to its ongoing product development. Prices are subject to change without prior notice.

Bose, Centerpoint, BassMatch, AudioPilot, Apple CarPlay® and Android Auto™ are registered trademarks in the U.S. and other countries. Used with permission. The Bluetooth® word mark and logos are owned by the Bluetooth SIG, Inc. and any use of such marks by Mazda Motor Corporation is under license. Other trademarks and trade names are those of their respective owners.

www.mazda.co.uk

Mazda Helpline: 03457 48 48 48

Effective from 1 October 2021

Part number: 810079565