

# THE MINI CLUBMAN.







# CONFIDENT STYLING, PERFECTLY FORMED.

Sophistication is found where practicality is stylish and style is practical – as exemplified by the MINI Clubman. At first glance, it is a classic MINI with all the British charm and urban appeal of the original. At a second glance, however, the 6-door model reveals a whole host of practical features as well as an adaptive spacious interior to fit the whole family. Focus in on the details and notice the high-quality materials and unique style that raises it far above all other vehicles of its class.

A veritable all-rounder, it is agile and manoeuvrable enough to be completely at home in towns and cities. At the same time, it offers all the space and comfort you need for a truly relaxing ride on longer journeys.





# NOT JUST AN ENGINE, BUT A DRIVING FORCE.

The range of two MINI Twin Power Turbo engines for the MINI Clubman deliver all the performance you need, whatever the conditions. Leading the way is the athletic four-cylinders in the Cooper S.

Its bigger size in no way detracts from the classic go-kart feel, especially given that the more dynamic driver can specify a chassis that is 10mm lower. With MINI Driving Modes, you can adapt the Clubman to the kind of drive you want at any given moment.



## COOPER S.

Full speed ahead: The 2.0litre, four-cylinder petrol engine with 141 kW\*. The front design and rear apron, the air scoop in the bonnet, the red 'S' on the radiator grille, side scuttles and right-hand split door and the tailpipes both left and right all suggest the power waiting to be unleashed on the road.



## COOPER.

Uniting dynamics and efficiency: the 1.5 litre, three-cylinder petrol engine with 100 kW and the 2.0litre, four-cylinder diesel engine with 110 kW. Special features: a chrome tailpipe and roof and mirror caps in an optional contrasting colour.



Standard colour  
Moonwalk Grey




White Silver




Rooftop Grey




Pepper White



Midnight Black



Chilli Red



Special colour MINI Yours  
Enigmatic Black

# IT'S YOUR MOMENT.

Colours are used to create a special atmosphere and to emphasise the unique nature of every contour. All Clubman trims come with a range of exclusive paintwork colours for you to choose from, to add that highly personal touch to its elegant individuality.

Two contrasting colours for the roof and exterior mirrors add striking highlights and give you more combinations to choose from, for the light alloy wheels you can select from options sized from 16 to 19 inches and featuring a range of choice designs – some of these are shown here on the right. More light alloy wheels are available via Original MINI Accessories.

More at [mini.co.za](http://mini.co.za)



Colours for roof and exterior mirror caps:  
Melting Silver or Jet Black

- 1 18" MINI Yours British Spoke two-tone
- 2 18" Multiray Spoke two-tone
- 3 18" Star Spoke black

- 4 17" Vent Spoke
- 5 17" Net Spoke black
- 6 16" Revolite Spoke



# HOW WOULD YOU LIKE TO SIT?

The range of seat upholstery options creates spaces to satisfy even the highest of standards. Because after all, people often have very different ideals when it comes to finished materials. Alongside combinations of premium materials, there is also a range of stitched, perforated and textured real leather to choose from for all trims. When selecting from the different upholstery options keep in mind how they will combine with a corresponding Interior Style.



1

**MINI YOURS LOUNGE LEATHER IN CARBON BLACK.**  
Ultimate comfort, classic Union Jack design on the front of the headrest, striking piping and immaculate workmanship. In a MINI Yours sport seat, you can really feel the difference, however long the drive.<sup>1</sup>



2



3

- 1 **MINI Yours Lounge leather**  
**Carbon Black**  
Sport seat
- 2 **Fabric/leatherette combination**  
**Black Pearl**  
Sport seat
- 3 **Cross Punch leather<sup>2</sup>**  
**Carbon Black**  
Sport seat



**INTERIOR STYLES: PERSONALISED FEEL WITH PERFECTLY MATCHED DESIGN FEATURES.**

Interior Style in Piano Black.



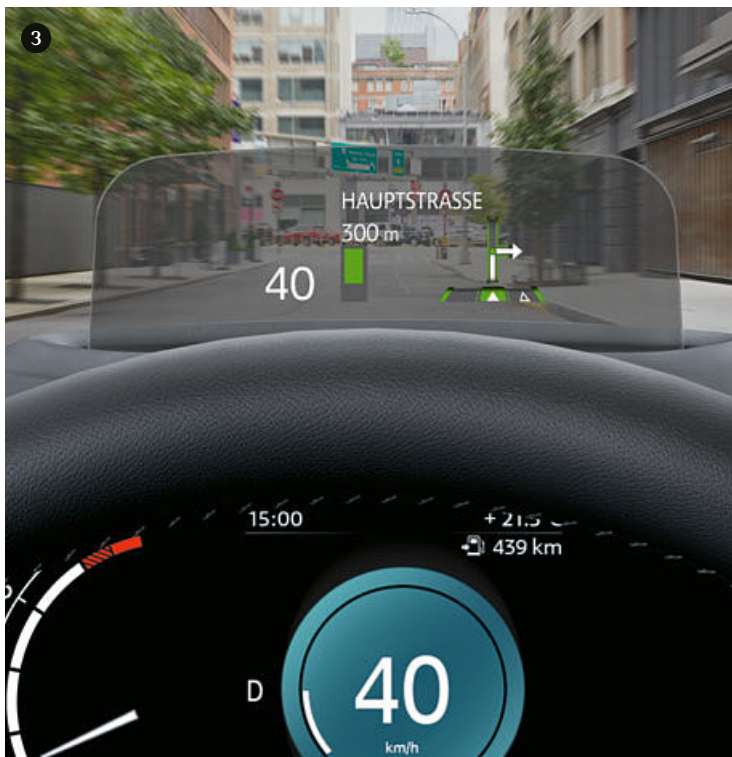
Piano Black

The Interior Styles are a combination of colour-matched decorative surfaces in colours that complement the selected upholstery option. The example above combines the upholstery selection MINI Yours Lounge leather in Carbon Black and the MINI Yours Interior Style in illuminated Piano Black.

For more details on the interior design for your Clubman, visit [mini.co.za](https://www.mini.co.za)

<sup>1</sup>Leather covering on the seat cushions, backrest and headrests front and rear | <sup>2</sup>Leather covering on the seat cushions and backrest






# PRACTICAL IDEAS, WRAPPED IN STYLE.

Perfect your chosen trim with a range of features like a collision and pedestrian warning system and Active Cruise Control. An integrated Parking Assistant helps you find a parking space and supports you with parallel parking (1). With the Comfort Package Plus you'll enjoy being in your MINI even more, thanks to seat and steering wheel heating, automatic air conditioning (2), a practical through-loading system (4) as well as Comfort Access with its Easy Opener function for the tailgate (7). Connected Navigation Plus delivers the latest technology, including the MINI Head-Up Display (3) that puts core journey information right in your field of vision. With a personal concierge, real-time traffic information via the navigation system and a range of other Remote Services, this package opens up all the latest ways to interact with your vehicle.

A range of individual options are also available to make your MINI just how you want it – these include a stylish Piano Black exterior (5), full LED headlights with Matrix light functionality (5) and a large-scale panoramic glass sunroof (6).

There's more on all available packages and individual options at [mini.co.za](https://www.mini.co.za)





# MOBILITY LIKE NEVER BEFORE – WITH THE NEW MINI APP.

Get the most out of your MINI: The new MINI app is a mobile add-on that seamlessly connects your smartphone to your MINI and gives you access to your vehicle's core functions. The app's intuitive, user-friendly design make it incredibly easy to use. The MINI app also opens up new routes and interactions with MINI Connected and your surroundings – it gives you a constant overview of the current status of your MINI and Remote Services also mean you always know where your MINI

is parked. It makes it even easier to get from A to B as it lets you add favourites like “home” and “work” or you can send other destinations straight to your MINI. If your MINI has any service requirements, the app will notify you directly. You can then use the app to make an appointment with the MINI Service Retailer it has saved for you.



More at  
[mini.co.za/en\\_ZA/home/range/mini-connected/app.html](https://mini.co.za/en_ZA/home/range/mini-connected/app.html)



## THE KEY TO A NEW EXPERIENCE.

There's lots to say about the Clubman style – but the most powerful way to experience it is to see it in person. Your MINI Retailer will be happy to book you in for a test drive with the Clubman of your choice. Discover a versatile character that is prepared for anything.



Engine – MINI Clubman		Cooper	Cooper S
Engine/transmission <sup>1/2</sup>			
Cylinders/configuration/valves per cylinder		3/inline/4	4/inline/4
Displacement	cc	1499	1998
Nominal power/rated speed	kW/rpm	100/ 4400 – 6000	141/ 5000 – 6000
Max. torque/revs	Nm/rpm	220/1250 – 4300	280/1250 – 4600
Compression ratio/recommended fuel	:1	11/91 – 98 RON	11/91 – 98 RON
Performance			
Max. speed	km/h	205	228
Acceleration 0 – 100 km/h	s	9.2	7.2
Consumption <sup>1/2</sup>			
Urban	l/100 km	7.4	7.6
Extra-urban	l/100 km	5.4	5.4
Combined	l/100 km	6.1	6.2
CO <sub>2</sub> emissions, combined	g/km	123	123

Technical specifications valid until 31.10.2021, subject to changes. Current specifications available at [mini.co.za](http://mini.co.za)

<sup>1</sup> All figures relate to vehicles with the standard 7-speed DCT transmission.


<sup>2</sup> The values shown for fuel consumption, CO<sub>2</sub> emissions and energy consumption are calculated in accordance with the measurement method prescribed in the European Regulation (EC) 715/2007 in the version applicable at the time of approval. The figures refer to a vehicle with basic configuration in Germany and the range shown considers optional equipment and the different size of wheels and tyres available on the selected model and may vary during the configuration. The values are already based on the new WLTP test cycle and have been translated back into NEDC-equivalent values for the purpose of comparison. For these models, different values to those shown here apply when calculating taxes and other vehicle-related duties that (also) focus on the CO<sub>2</sub> emissions.


The models illustrated in this brochure show the specifications for vehicles produced by BMW AG for the German market. In part, they include optional equipment and accessories not fitted as standard. The availability of standard and optional equipment, and configurations of options, may vary for all models in this brochure after going to press on 01 January 2021 and may vary from country to country within the European Union. For detailed information about the situation in your country, please contact your authorized MINI dealer. Subject to changes in design and equipment.

At the end of the use phase, all vehicles can, of course, be recycled and re-used. Additional information about returning your old vehicle can be found on our website at [mini.com/recycling](http://mini.com/recycling)

© BMW AG, Munich, Germany.  
Not to be reproduced wholly or in part without written permission of BMW AG, Munich.

Find out more online at:  
**[mini.co.za](http://mini.co.za)**

 **[@mini\\_southafrica](https://www.instagram.com/mini_southafrica)**

 **[facebook.com/mini.southafrica](https://www.facebook.com/mini.southafrica)**

March 2021

**[mini.co.za](http://mini.co.za)**

5 20 054 090 24 3 2021

Printed in Germany.