



Some of the model features, optional extras and colours shown may not be available, or may only be available in a different specification, or at a different price.

The A-Class

Hatchback and Saloon

Price List from 22nd April to 31st July 2025

Mercedes-Benz



Welcome

At Mercedes-Benz we appreciate the importance of detail. Over the following pages you'll find model prices and a breakdown of standard and optional equipment, as well as details of the attractive finance offers and benefits that are available to every Mercedes-Benz driver.

We have highlighted some of the best styling features both inside and out, some of the new technology features and some body styling options which all combine to give you a unique driving experience. To experience a full listing of what is available; please speak directly to your local Mercedes-Benz Dealer.

Of course, some things have to be experienced to be truly appreciated, such as the qualities that set a Mercedes-Benz apart, which is why we'd like to invite you for a test drive at your local Mercedes-Benz Dealership. Discover the location and the contact details of your local Mercedes-Benz Dealership at **www.mercedes-benz.ie**



Some of the model features, optional extras and colours shown may not be available, or may only be available in a different specification, or at a different price.

Hatchback

Model Description	WLTP Table	NOx Value	WLTP C02	VRT Band %	Road Tax	CC	BHP	Estimated Electric Driving Range	Retail Price
PETROL									
A 180 Progressive Edition	131 - 135	17.0	131	19.25%	€210	1332	136	-	€45,420
A 180 Progressive Edition	136 - 140	17.0	137	20.00%	€210	1332	136	-	€45,805
A 180 Progressive Edition	141 - 145	17.0	143	21.50%	€270	1332	136	-	€46,595
A 180 AMG Line Edition	131 - 135	17.0	132	19.25%	€210	1332	136	-	€48,171
A 180 AMG Line Edition	136 - 140	17.0	137	20.00%	€210	1332	136	-	€48,580
A 180 AMG Line Edition	146 - 150	17.0	146	25.00%	€270	1332	136	-	€51,481
A 200 Progressive Plus	131 - 135	17.0	131	19.25%	€210	1332	163	-	€56,040
A 200 Progressive Plus	136 - 140	17.0	137	20.00%	€210	1332	163	-	€56,515
A 200 Progressive Plus	141 - 145	17.0	143	21.50%	€270	1332	163	-	€57,485
A 200 AMG Line Plus	131 - 135	17.0	133	19.25%	€210	1332	163	-	€58,791
A 200 AMG Line Plus	136 - 140	17.0	138	20.00%	€210	1332	163	-	€59,290
A 200 AMG Line Plus	146 - 150	17.0	146	25.00%	€270	1332	163	-	€62,831

*Prices applicable to all models registered from 22nd April - 31st July 2025. Subject to availability. Terms & Conditions apply. Prices quoted do not include dealer and delivery related charges.
Owing to supply shortages, options for vehicles may be temporarily restricted, resulting in modified vehicle and/or package pricing . Regularly updated information on this issue is available from Mercedes-Benz

Hatchback

Model Description	WLTP Table	NOx Value	WLTP C02	VRT Band %	Road Tax	CC	BHP	Estimated Electric Driving Range	Retail Price
PETROL									
A 220 4MATIC Progressive Plus	151 - 155	13.5	153	27.50%	€280	1991	190	-	€66,335
A 220 4MATIC Progressive Plus	156 - 170	13.5	156	30.00%	€280	1991	190	-	€68,440
A 220 4MATIC Progressive Plus	171 - 190	13.5	171	35.00%	€600	1991	190	-	€73,070
A 220 4MATIC AMG Line Plus	151 - 155	13.5	154	27.50%	€280	1991	190	-	€69,366
A 220 4MATIC AMG LinePlus	156 - 170	13.5	156	30.00%	€280	1991	190	-	€71,568
A 220 4MATIC AMG Line Plus	171 - 190	13.5	171	35.00%	€600	1991	190	-	€76,425
A 250 4MATIC Progressive Plus	151 - 155	13.5	153	27.50%	€280	1991	224	-	€70,015
A 250 4MATIC Progressive Plus	156 - 170	13.5	164	30.00%	€420	1991	224	-	€72,240
A 250 4MATIC Progressive Plus	171 - 190	13.5	171	35.00%	€600	1991	224	-	€77,140
A 250 4MATIC AMG Line Plus	151 - 155	13.5	154	27.50%	€280	1991	224	-	€73,046
A 250 4MATIC AMG Line Plus	156 - 170	13.5	164	30.00%	€420	1991	224	-	€75,368
A 250 4MATIC AMG Line Plus	171 - 190	13.5	171	35.00%	€600	1991	224	-	€80,480

*Prices applicable to all models registered from 22nd April - 31st July 2025. Subject to availability. Terms & Conditions apply. Prices quoted do not include dealer and delivery related charges.
Owing to supply shortages, options for vehicles may be temporarily restricted, resulting in modified vehicle and/or package pricing . Regularly updated information on this issue is available from Mercedes-Benz

Hatchback

Model Description	WLTP Table	NOx Value	WLTP C02	VRT Band %	Road Tax	CC	BHP	Estimated Electric Driving Range	Retail Price
DIESEL									
A 180 D Progressive Edition	131 - 135	16.9	133	19.25%	€210	1950	116	-	€46,995
A 180 D Progressive Edition	136 - 140	16.9	140	20.00%	€210	1950	116	-	€47,390
A 180 D Progressive Edition	141 - 145	16.9	141	21.50%	€270	1950	116	-	€48,205
A 180 D AMG Line Edition	131 - 135	16.9	134	19.25%	€210	1950	116	-	€49,747
A 180 D AMG Line Edition	136 - 140	16.9	140	20.00%	€210	1950	116	-	€50,165
A 180 D AMG Line Edition	141 - 145	16.9	141	21.50%	€270	1950	116	-	€51,028
A 200 D Progressive Plus	126 - 130	18.2	130	17.50%	€200	1950	150	-	€55,735
A 200 D Progressive Plus	131 - 135	18.2	133	19.25%	€210	1950	150	-	€56,825
A 200 D Progressive Plus	136 - 140	18.2	138	20.00%	€210	1950	150	-	€57,305
A 200 D AMG Line Plus	131 - 135	18.2	131	19.25%	€210	1950	150	-	€59,577
A 200 D AMG Line Plus	136 - 140	18.2	138	20.00%	€210	1950	150	-	€60,080
A 200 D AMG Line Plus	141 - 145	18.2	141	21.50%	€270	1950	150	-	€61,113

*Prices applicable to all models registered from 22nd April - 31st July 2025. Subject to availability. Terms & Conditions apply. Prices quoted do not include dealer and delivery related charges.
Owing to supply shortages, options for vehicles may be temporarily restricted, resulting in modified vehicle and/or package pricing . Regularly updated information on this issue is available from Mercedes-Benz

Hatchback

Model Description	WLTP Table	NOx Value	WLTP C02	VRT Band %	Road Tax	CC	BHP	Estimated Electric Driving Range	Retail Price
PHEV									
A 250 e Progressive Plus	1 - 50	3.3	17	7.00%	€140	1332	163	85 km	€62,895
A 250 e AMG Line Plus	1 - 50	3.3	17	7.00%	€140	1332	163	85 km	€65,844

Model Description	WLTP Table	NOx Value	WLTP C02	VRT Band %	Road Tax	CC	BHP	Estimated Electric Driving Range	Retail Price
AMG									
Mercedes-AMG A 35 4MATIC	171 - 190	9.8	188	35.00%	€600	1991	306	-	€87,015
Mercedes-AMG A 35 4MATIC	191 - 600	9.8	193	41.00%	€790	1991	306	-	€94,725
Mercedes-AMG A 45 S 4MATIC	191 - 600	16.9	205	41.00%	€1,250	1991	421	-	€118,165

*Prices applicable to all models registered from 22nd April - 31st July 2025. Subject to availability. Terms & Conditions apply. Prices quoted do not include dealer and delivery related charges.
Owing to supply shortages, options for vehicles may be temporarily restricted, resulting in modified vehicle and/or package pricing . Regularly updated information on this issue is available from Mercedes-Benz

Saloon

Model Description	NOx Value	WLTP C02	VRT Band %	Road Tax	CC	BHP	Electric Driving Range	Retail Price
DIESEL								
A 180 D SALOON Progressive Edition	16.9	131	19.25%	€210	1950	116	-	€47,365
A 180 D SALOON Progressive Edition	16.9	139	20.00%	€210	1950	116	-	€47,765
A 180 D SALOON Progressive Edition	16.9	141	21.50%	€270	1950	116	-	€48,585
A 180 D SALOON AMG Line Edition	16.9	134	19.25%	€210	1950	116	-	€50,117
A 180 D SALOON AMG Line Edition	16.9	140	20.00%	€210	1950	116	-	€50,540
A 180 D SALOON AMG Line Edition	16.9	141	21.50%	€270	1950	116	-	€51,408
A 200 D SALOON Progressive Plus	18.2	128	17.50%	€200	1950	150	-	€56,150
A 200 D SALOON Progressive Plus	18.2	134	19.25%	€210	1950	150	-	€57,250
A 200 D SALOON Progressive Plus	18.2	136	20.00%	€210	1950	150	-	€57,735
A 200 D SALOON AMG Line Plus	18.2	131	19.25%	€210	1950	150	-	€60,002
A 200 D SALOON AMG Line Plus	18.2	136	20.00%	€210	1950	150	-	€60,510
A 200 D SALOON AMG Line Plus	18.2	141	21.50%	€270	1950	150	-	€61,553

*Prices applicable to all models registered from 22nd April - 31st July 2025. Subject to availability. Terms & Conditions apply. Prices quoted do not include dealer and delivery related charges.
Owing to supply shortages, options for vehicles may be temporarily restricted, resulting in modified vehicle and/or package pricing . Regularly updated information on this issue is available from Mercedes-Benz

Saloon

Model Description	NOx Value	WLTP C02	VRT Band %	Road Tax	CC	BHP	Electric Driving Range	Retail Price €
PETROL								
A 180 SALOON Progressive Edition	17	130	17.50%	€200	1332	136	-	€45,090
A 180 SALOON Progressive Edition	17	134	19.25%	€210	1332	136	-	€45,975
A 180 SALOON Progressive Edition	17	136	20.00%	€210	1332	136	-	€46,365
A 180 SALOON AMG Line Edition	17	135	19.25%	€210	1332	136	-	€48,727
A 180 SALOON AMG Line Edition	17	136	20.00%	€210	1332	136	-	€49,140
A 180 SALOON AMG Line Edition	17	141	21.50%	€270	1332	136	-	€49,988
A 200 SALOON Progressive Plus	17	130	17.50%	€200	1332	163	-	€55,045
A 200 SALOON Progressive Plus	17	134	19.25%	€210	1332	163	-	€56,120
A 200 SALOON Progressive Plus	17	136	20.00%	€210	1332	163	-	€56,595
A 200 SALOON AMG Line Plus	17	132	19.25%	€210	1332	163	-	€58,872
A 200 SALOON AMG Line Plus	17	136	20.00%	€210	1332	163	-	€59,370
A 200 SALOON AMG Line Plus	17	141	21.50%	€270	1332	163	-	€60,393
A 250 4MATIC SALOON Progressive Plus	13.5	151	27.50%	€280	1991	224	-	€70,440
A 250 4MATIC SALOON Progressive Plus	13.5	157	30.00%	€280	1991	224	-	€72,680
A 250 4MATIC SALOON Progressive Plus	13.5	171	35.00%	€600	1991	224	-	€77,610
A 250 4MATIC SALOON AMG Line Plus	13.5	153	27.50%	€280	1991	224	-	€73,471
A 250 4MATIC SALOON AMG Line Plus	13.5	162	30.00%	€420	1991	224	-	€75,808
A 250 4MATIC SALOON AMG Line Plus	13.5	171	35.00%	€600	1991	224	-	€80,950

*Prices applicable to all models registered from 22nd April - 31st July 2025. Subject to availability. Terms & Conditions apply. Prices quoted do not include dealer and delivery related charges.

Owing to supply shortages, options for vehicles may be temporarily restricted, resulting in modified vehicle and/or package pricing . Regularly updated information on this issue is available from Mercedes-Benz

Saloon

Model Description	NOx Value	WLTP C02	VRT Band %	Road Tax	CC	BHP	Electric Driving Range	Retail Price €
PHEV								
A 250 e SALOON Progressive Plus	3.3	16	7.00%	€140	1332	163	87 km	€63,250
A 250 e SALOON AMG Line Plus	3.3	17	7.00%	€140	1332	163	86 km	€66,199

Model Description	NOx Value	WLTP C02	VRT Band %	Road Tax	CC	BHP	Electric Driving Range	Retail Price €
AMG								
Mercedes-AMG A 35 4MATIC Saloon	9.8	184	35.00%	€600	1991	306	-	€87,495

*Prices applicable to all models registered from 22nd April - 31st July 2025. Subject to availability. Terms & Conditions apply. Prices quoted do not include dealer and delivery related charges.
Owing to supply shortages, options for vehicles may be temporarily restricted, resulting in modified vehicle and/or package pricing . Regularly updated information on this issue is available from Mercedes-Benz



Some of the model features, optional extras and colours shown may not be available, or may only be available in a different specification, or at a different price.





Some of the model features, optional extras and colours shown may not be available, or may only be available in a different specification, or at a different price.









A-Class

Technology

Some of the model features, optional extras and colours shown may not be available, or may only be available in a different specification, or at a different price.

Mercedes-Benz User Experience (MBUX)

Transforming the in-car user experience, thanks to MBUX: Controlled via voice or touch input, the innovative infotainment system can over time even predict personal habits thanks to artificial intelligence.

Voice control

- Activated by the keywords “Hey Mercedes”, the new intelligent voice control LINGUATRONIC¹ lets you control many of the infotainment functions, including destination input, phone calls or music selection
- MBUX is able to understand different accents and will adjust to you over time
- MBUX even understands indirect commands. Feeling chilly? Just say “I feel cold” and MBUX will adjust the temperature for you

Touch inputs

- Beside voice control you can operate MBUX via touchscreen as well as touch control buttons on the steering wheel

Personalisation

- Turn the new A-Class into your very own Mercedes-Benz by personalising driving modes, radio stations and much more
- Your personal settings can be saved in up to seven different profiles, making your driving experience the best one possible
- Thanks to artificial intelligence, MBUX is able to learn and adapt over time. It will be able to predict your personal habits, such as navigation for frequently-driven routes, or the radio station you like to listen to on your way home from work

Maintenance and service

- Wondering when the next service is due? Or how much further you can drive until you need to stop at a petrol station? Just ask your MBUX – it will tell you the answer



MBUX multimedia system with DAB digital radio

¹LINGUATRONIC off-board functions are currently only available for three years

Mercedes me connect


Stay connected any time, anywhere.

Mercedes *me*

Mercedes me is a range of innovative online services designed to enhance your Mercedes-Benz experience. Accessible via mobile, tablet or PC, Mercedes me lets you enjoy the highest standards of care and support, in a way that integrates seamlessly with your busy lifestyle.

Safety and Service – Mercedes me connect helps to keep you and your car safe

Check your car's washer fluid level, tyre pressure and battery level from your phone so you'll be ready for every journey.



Live Traffic Information, Parked Vehicle Locator and much more with Mercedes me connect

Forgot where you've parked? Parked Vehicle Locator¹ will show you exactly where your car is as long as you're in a 1.5 km radius of where you parked. Real-time traffic data and dynamic route with shorter journey times.


For more information speak to your local Retailer or visit the Mercedes me connect store at <https://shop.mercedes-benz.com/en-ie/connect/>

Comfort – connect to your car anytime, anywhere

Forgot to lock your car? With Remote Car Lock² you will receive a notification on your smartphone to let you know. With one tap, you can lock and unlock your vehicle so you never have to worry.

EQ-specific Services

Check your charging status on the go and programme your pre-entry climate control and charging settings remotely. The EQ-specific navigation considers electrical range, topography and charging stations.



¹Available on all models with the Vehicle Monitoring package. This option may vary between standard and additional cost dependent on the model

²Part of the Vehicle Status package. This option may vary between standard and additional cost dependent on the model

Images shown are for illustration purposes only



A-Class

Plug-in Hybrid

Plug-in Hybrid Electric Vehicle (PHEV) The A 250 e Hatchback/Saloon.

Plug-in hybrid vehicles enjoy the same functionality of full Hybrid technology, with the added benefit that they can be charged from an external electricity source. With CO₂ emissions of 23 g/km or less, the A 250 e Plug-in Hybrid is an environmentally conscious choice of driving.

A 250 e Saloon:	A 250 e Hatchback:
Petrol – 1,332 cc, 4-cylinder, 160 hp/118 kW Electric motor – 102 hp/75 kW	Petrol – 1,332 cc, 4-cylinder, 160 hp/118 kW Electric motor – 102 hp/75 kW



Standard equipment
AC charging system rated at 11 kW AC
Acoustic ambient protection – the tone pitch changes depending on the driving conditions. You can therefore also differentiate whether you are braking or accelerating. Above 30 km/h, the system is basically deactivated since wind and tyre noise tend to dominate at higher speeds
Charging cable – Mode 3 cable (5 metres, straight) for wallbox and public charging stations
Charging socket
Comfort suspension
Pre-entry climate control
Radar-based recuperation
Remote and Charging Services Plus

Technical details	
Equivalent All-Electric Range (EAER) ²	77–80 km
Charging time	
AC charging station (11 kW AC) 10–100% ³	1 hr 15 mins
Wallbox (11 kW AC) 10–100% ³	1 hr 45 mins
Range power consumption, combined ^{2,4}	167–148 kWh/100 km
Battery type (usable)	lithium-ion (16.0 kWh)
Capacity on-board charger	11 kW AC



²The indicated values were determined according to the prescribed measurement method – Worldwide Harmonised Light Vehicle Test Procedure (WLTP). Figures shown may include options which are not available in Ireland. For Plug-in Hybrid Electric Vehicle (PHEV) figures determined with the battery fully charged, using a combination of both battery power and fuel. These models require mains electricity for charging. ³Specified voltage and current values refer to network infrastructure and can be limited by the vehicle. Times are from 10–100% charge using a wallbox (three-phase) or standard socket (single-phase). ⁴The certified electrical consumption is generally determined at maximum AC charging capacity using a Mode 3 cable. It is therefore recommended that vehicles with a HV battery preferably be charged at a wallbox or an AC charging station with a Mode 3 cable in order to achieve shorter charging times and improved charging efficiency.

A-Class

Model lines overview



A-Class Progressive

Standard equipment highlights



Option shown: sun yellow non-metallic (code 914); Hatchback only



Option shown: sun yellow non-metallic (code 914); Hatchback only

Exterior

17" alloy wheels – 5-spoke design, aerodynamically optimised, painted black with a high-shine finish (code 25R)

Beltline strips in chrome

KEYLESS-GO Comfort package (Saloon only)

LED High Performance headlamps with integrated LED daytime running lights and Adaptive Highbeam Assist

Mirror package – electrically-folding mirrors and automatically-dimming driver's side mirror and rear view mirror

Summer tyres





The shown fingerprint sensor will not be available

Communications, Safety and Assistance Systems

10.25-inch all-digital instrument cluster

10.25-inch touchscreen media display

KEYLESS-GO (lock/unlock doors only)

MBUX multimedia system

Parking package with reversing camera

Smartphone integration¹ including Apple CarPlay® and Android Auto™

Sound system – Mercedes-Benz sound system, 100 W

Speed Limit Assist

USB package Plus

Wireless charging¹

¹Compatible mobile phone required

Interior

4-way lumbar support

Ambient lighting in 64 colours

Folding armrest in the rear

Heated front seats

Multifunction sports steering wheel in leather, black topstitching and bezel in silver chrome

THERMATIC automatic climate control, one-zone; automatically controlled air distribution

Trim and Upholstery

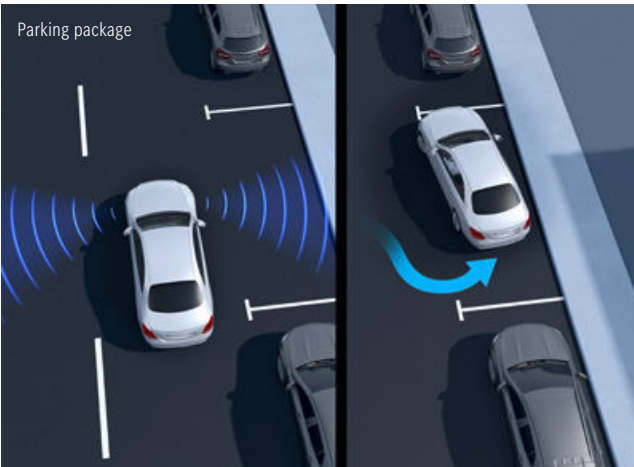
Dark carbon fibre look



ARTICO man-made leather in black



Parking package



A-Class AMG Line

Standard equipment highlights



Option shown: mountain grey metallic (code 787) + Heat-insulating dark-tinted glass (840)



Option shown: iridium silver (code 775) + Heat-insulating dark-tinted glass (840)

In addition to/replacement of Progressive:

Exterior

18" AMG alloy wheels – 5-twin-spoke design, aerodynamically optimised, painted tremolite grey with a high-sheen finish (code RQS)

AMG bodystyling – AMG front apron with front splitter, AMG side sill panels and AMG rear apron with visible exhaust tailpipe

Brakes – callipers with 'Mercedes-Benz' lettering on front

Brakes – perforated front brake discs (A250 e Saloon only)

Summer tyres






Interior

- AMG floor mats
- Multifunction sports steering wheel in nappa leather
- Pedals – brushed stainless-steel sports pedals with rubber studs
- Seats – sports seats with integrated head restraints (Hatchback only)
- Seats – sports seats with adjustable head restraints (Saloon only)



Trim and Upholstery

ARTICO man-made leather/MICROCUT microfibre black with contrasting topstitching in red



Progressive Upholstery



ARTICO man-made leather black (101A) Standard



ARTICO man-made leather macchiato beige / black (105A) Option



ARTICO man-made leather black (111A) Option¹



Leather black (211A) Option²

1. Requires Sports Seats (7U3)
2. Requires Sports Seats (7U3) + Leather Package (P34)

AMG Line Upholstery



ARTICO man-made leather upholstery / MICROCUT microfibre black (651A) Standard



ARTICO man-made leather sage grey / black (158A) Option



Leather, two-tone red pepper / black (277A) Option¹



ARTICO man-made leather upholstery / MICROCUT microfibre Bahia brown / black (654A) Option¹

1. Requires AMG Leather Package (P29)

Progressive Trim



Trim in dark carbon-fibre look (52H) Standard



Black open-pore linden wood trim (H15) Option



Brown open-pore lime wood trim (03H) Option



Light longitudinal-grain aluminium trim (H44) Option

AMG Line Trim



Black open-pore linden wood trim (H15) Optional



Light longitudinal-grain aluminium trim (H44) Optional

Premium Package

- **Advanced Sound System:** The sound system adds listening pleasure to motoring enjoyment. The speaker system is precisely configured for the vehicle interior for the dynamic reproduction of music. Maximum total output: 225 watts
- **Blind Spot Assist:** takes a very close look for you – in particular as soon as you activate the turn indicator. The system is thus able to give you a visual and audible warning of impending side collisions with other road users in the blind spot. After your trip, the system still remains alert and warns you if you open the door at the wrong time.
- **Illuminated Door Sills:** Even getting in and out becomes an experience in itself. As part of this, the high-quality stainless steel door sill panels are illuminated with "Mercedes-Benz" lettering. Thanks to the interchangeable cover, you can swap the door sill panels for other attractive genuine parts from Mercedes-Benz or Mercedes-AMG.
- **THERMOTRONIC:** controls the individual temperature in two zones. You and your front passenger can thus set your preferred climate independently of one another. And you never have to readjust, because the sensitive sensors even register changes in conditions, such as sunlight.



¹Price and availability subject to vehicle specification and VRT rate.
Owing to supply shortages, options for vehicles may be temporarily restricted, resulting in modified vehicle and/or package pricing . Regularly updated information on this issue is available from Mercedes-Benz dealers.

Premium Plus Package

In addition to Premium Package components...

- **Electric front seats with memory function:** With the memory function, you can store and conveniently select up to 3 different seat positions. You can very easily readjust the seat electrically and steplessly.
- **Head-up Display:** Ideal prospects for sporty driving pleasure and a superior driving experience: the head-up display transforms your windscreen into an exciting digital cockpit. This means you always have a direct view of key information. Your full attention remains on the road and the traffic conditions in front of you.
- **MBUX Interior Assistant:** Enjoy con-tactless ease of operation: This innovative system detects and interprets your hand and arm movements. This means you can activate selected functions in a matter of seconds.
- **MULTIBEAM LED:** On the motorway, on country roads or in city traffic: thanks to intelligent lighting functions, the adaptive MULTIBEAM LED headlamps illuminate the road for you according to the situation, providing excellent visibility.
- **Parking Package with 360-degree camera:** Optimum onboard parking service. The Active Parking Assist with 360° camera makes it easier for you to find a parking space and to manoeuvre into and out of parking spaces. The choice is yours: thanks to all-around visibility, you can park your vehicle yourself – or have your vehicle parked stress-free.
- **Panoramic sliding sunroof:** Whether open or closed, with the panoramic sliding sunroof, you experience a wonderful feeling of freedom and enjoy a pleasantly bright ambience in the interior.



¹Price and availability subject to vehicle specification and VRT rate. Only available with AMG Line
Owing to supply shortages, options for vehicles may be temporarily restricted, resulting in modified vehicle and/or package pricing . Regularly updated information on this issue is available from Mercedes-Benz dealers.

Night Package

The Night Package adds visual attractions: many exterior elements are finished in black. They underscore the sporty character and special individuality of your vehicle. And as such you can demonstrate your sense of expressive design and exclusive sportiness.

- Central Mercedes star and single radiator grille louvre in high-gloss black with chrome insert
- Exterior mirror housings painted in solid paint finish night black (696U), in combination with metallic paint cosmos black (191U) painted in body colour
- Beltline and windowline trim strip in high-gloss black
- Heat-insulating dark-tinted glass from B-pillar

for Progressive (P59):

- Rear apron with visible tailpipe trim and trim element in high-gloss black

for AMG Line (950):

- AMG front apron with front splitter in high-gloss black
- AMG rear apron with trim element in high-gloss black
- 18-inch AMG 5-twin-spoke light-alloy wheels (RQT), aerodynamically optimised and painted in black with a high-sheen finis



¹Price and availability subject to vehicle specification and VRT rate.
Owing to supply shortages, options for vehicles may be temporarily restricted, resulting in modified vehicle and/or package pricing . Regularly updated information on this issue is available from Mercedes-Benz dealers.

Colour options

Non-metallic, metallic and MANUFAKTUR paints



696 night black non-metallic

No cost option



191 cosmos black metallic

Option



787 mountain grey metallic

Option



662 MANUFAKTUR mountain grey magno²

Option



149 polar white non-metallic

Option



922 High-tech Silver

Option



993 MANUFAKTUR patagonia red

Option

¹Hatchback only – not available on Saloon ²MANUFAKTUR magno matt paint finishes require extra care. Please refer to the Owner's Manual for instructions Please note that, owing to limitations of on-screen representation, paint colours may differ from those shown

Technical data

Hatchback

Model	A 180		A 200	A 200 d
Engine				
Fuel delivery	Petrol		Petrol	Diesel
Total displacement	cc	1,332	1,332	1,950
Arrangement/cylinders/valves	in-line/4/16		in-line/4/16	in-line/4/16
Power ¹	hp (kW) at rpm			
Combustion engine		136 (100)/5,500	163 (120)/5,500	150 (110)/3,400–4,400
Mild hybrid drive		14 (10)	14 (10)	4,400 –
Torque ¹	Nm at rpm			
Combustion engine		230/1,660–3,000	270/2,000–3,500	320/1,400–3,200
Compression ratio		11.8:1	11.8:1	15.5:1
Emissions standard		EURO 6D-ISC-FCM	EURO 6D-ISC-FCM	EURO 6D-ISC-FCM
Transmission				
7G-DCT 7-speed automatic		●	●	–
8G-DCT 8-speed automatic		–	–	●
Performance				
Acceleration 0–100 km/h	sec	9.2	8.2	8.3
Top speed	km/h	215	225	220

¹Figures according to Directive 80/1269/EEC in the currently applicable version ²The indicated values were determined according to the prescribed measurement method – Worldwide Harmonised Light Vehicle Test Procedure (WLTP). Figures shown may include options which are not available in Ireland. For Plug-in Hybrid Electric Vehicle (PHEV) figures determined with the battery fully charged, using a combination of both battery power and fuel. These models require mains electricity for charging ³The certified electrical consumption is generally determined at maximum AC charging capacity using a Mode 3 cable. It is therefore recommended that vehicles with a HV battery preferably be charged at a wallbox or an AC charging station with a Mode 3 cable in order to achieve shorter charging times and improved charging efficiency ⁴Specified voltage and current values refer to network infrastructure and can be limited by the vehicle. Times are from 10–100% charge using a wallbox (three-phase) or standard socket (single-phase)

Technical data

Hatchback

Model		A 180	A 200	A 200 d
Weights and capacities				
Kerb weight ⁵	kg	1,440	1,440	1,530
Perm. Gross Vehicle Weight	kg	1,920	1,920	2,010
Boot capacity – seats up/seats down	l	355/1,195	355/1,195	345/1,185
Towing capacity – unbraked/braked	kg	720/1,400	720/1,600	750/1,600
Fuel tank capacity/of which reserve	l	43/5	43/5	43/5
Turning circle	m	11.00	11.00	11.00
Fuel consumption ^{7,8,9}				
Combined (consumption dependent on chosen optional equipment)	l/100 km	6.3–5.8	6.3–5.8	5.3–4.9
	mpg	44.8–47.9	44.8–47.9	53.3–57.7

⁵Mass of the vehicle in running order with at least 90% full fuel tank, plus the mass of the driver (estimated by law at 75 kg), fuel and fluids, equipped with the standard equipment as specified by the manufacturer as well as, where applicable, the mass of the body, cab, trailer coupling and spare wheel(s) as well as tools. Optional extras, additional equipment and accessories can influence the weight, residual payload, rolling resistance, aerodynamics, etc., and therefore also affect the consumption/CO₂ values ⁶Please note there is currently no availability to retrofit a tow bar for A250 e ⁷All figures are based on a standard specification with the smallest tyre size ⁸The choice of wheels and transmission may affect CO₂ emissions and corresponding VRT cost. ⁹The indicated values were determined according to the prescribed measurement method – Worldwide Harmonised Light Vehicle Test Procedure (WLTP). Figures shown may include options which are not available in Ireland.

Technical data

Saloon

Model	A 180	A 200	A 250 e	A 200 d
Engine				
Fuel delivery	Petrol	Petrol	Petrol	Diesel
Total displacementcc	1,332	1,332	1,332	1,950
Arrangement/cylinders/valves	in-line/4/16	in-line/4/16	in-line/4/16	in-line/4/16
Power ¹ hp (kW) at rpm				
Combustion engine	136 (100)/5,500	163 (120)/5,500	163 (120)/5,500	150 (110)/3,400–
Mild hybrid drive	14 (10)	14 (10)	–	4,400 –
Electric motor	–	–	109 (80)/2,500	–
System output	–	–	218 (160)	–
Torque ¹ Nm at rpm				
Combustion engine	230/1,660–3,000	270/2,000–3,500	270/2,000–3,500	320/1,400–3,200
Electric motor	–	–	300/2,000	–
System output	–	–	450	–
Compression ratio	11.8:1	11.8:1	11.8:1	15.5:1
Equivalent All-Electric Range (EAER) ² mi	–	–	48–51	–
Battery type (usable)kWh	–	–	Lithium-ion (16.0)	–
Range power consumption, combined ^{2,3} kWh/100 km	–	–	167–148	–
Charging time				
AC charging station (11 kW AC) 10–100% ⁴	–	–	1 hr 15 mins	–
Wallbox (11 kW AC) 10–100% ⁴	–	–	1 hr 45 mins	–
Capacity on-board chargerkW			11 AC	
Emissions standard	EURO 6D-ISC-FCM	EURO 6D-ISC-FCM	EURO 6D-ISC-FCM	EURO 6D-ISC-FCM

¹Figures according to Directive 80/1269/EEC in the currently applicable version ²The indicated values were determined according to the prescribed measurement method – Worldwide Harmonised Light Vehicle Test Procedure (WLTP). Figures shown may include options which are not available in Ireland. For Plug-in Hybrid Electric Vehicle (PHEV) figures determined with the battery fully charged, using a combination of both battery power and fuel. These models require mains electricity for charging ³The certified electrical consumption is generally determined at maximum AC charging capacity using a Mode 3 cable. It is therefore recommended that vehicles with a HV battery preferably be charged at a wallbox or an AC charging station with a Mode 3 cable in order to achieve shorter charging times and improved charging efficiency ⁴Specified voltage and current values refer to network infrastructure and can be limited by the vehicle. Times are from 10–100% charge using a wallbox (three-phase) or standard socket (single-phase).

Technical data

Saloon

● Standard

– Not available

Model	A 180	A 200	A 250 e	A 200 d
Transmission				
7G-DCT 7-speed automatic	●	●	–	–
8G-DCT 8-speed automatic	–	–	●	●

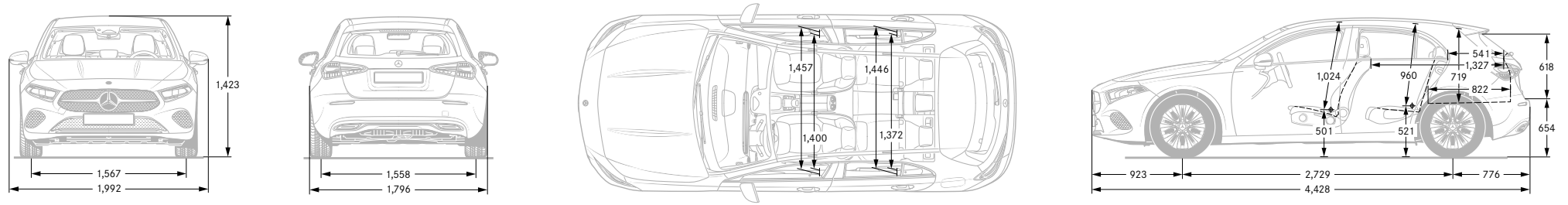
Performance					
Acceleration 0–100 km/h	sec	9.3	8.3	7.5	8.4
Top speed (electric mode)	km/h	216	230	230 (140)	141

Weights and capacities					
Kerb weight ⁵	kg	1,450	1,450	1,710	1,540
Perm. Gross Vehicle Weight	kg	1,940	1,940	2,180	2,030
Boot capacity – seats up/seats down	l	405/1,210	405/1,210	332/1,125	395/1,200
Towing capacity – unbraked/braked	kg	725/1,400	725/1,600	750/1,600 ⁶	750/1,600
Fuel tank capacity/of which reserve	l	43/5	43/5	35/5	43/5
Turning circle	m	11.00	11.00	11.00	11.00

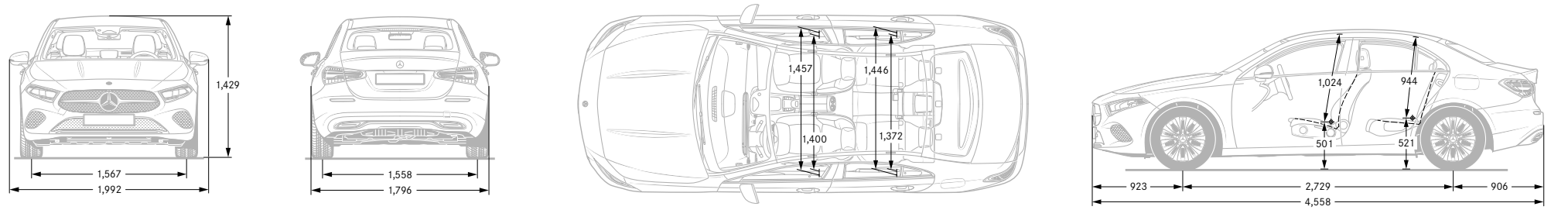
Fuel consumption ^{7,8,9}					
Combined (consumption dependent on chosen optional equipment)	l/ 100 km mpg	6.1-5.8	6.1-5.8	1.0-0.8	5.3-4.9
		45.6-48.7	45.6-48.7	282.5-353.1	53.3-57.7

⁵Mass of the vehicle in running order with at least 90% full fuel tank, plus the mass of the driver (estimated by law at 75 kg), fuel and fluids, equipped with the standard equipment as specified by the manufacturer as well as, where applicable, the mass of the body, cab, trailer coupling and spare wheel(s) as well as tools. Optional extras, additional equipment and accessories can influence the weight, residual payload, rolling resistance, aerodynamics, etc., and therefore also affect the consumption/CO₂ values ⁶Please note there is currently no availability to retrofit a tow bar for A 250 e ⁷All figures are based on a standard specification with the smallest tyre size ⁸The choice of wheels and transmission may affect CO₂ emissions and corresponding VRT cost. ⁹The indicated values were determined according to the prescribed measurement method – Worldwide Harmonised Light Vehicle Test Procedure (WLTP). Figures shown may include options which are not available in Ireland.

Hatchback – Progressive and AMG Line model lines



Saloon – Progressive and AMG Line model lines



Hatchback – Boot capacity (combustion)



Open luggage compartment behind rear seat, loaded to upper edge of rear seat backrest, volume 355 litres (V 211-2)



Open luggage compartment behind rear seat, loaded to roof, volume 435 litres (V 214-2)

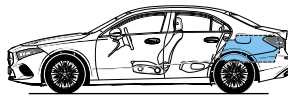


Open luggage compartment behind driver's seat, rear seat backrest folded, loaded to upper edge of driver's backrest, volume 825 litres (V 211-1)



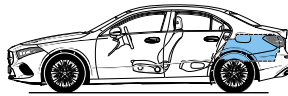
Open luggage compartment behind driver's seat, rear seat backrest folded, loaded to roof, volume 1,195 litres (V 214-1)

Saloon – Boot capacity (PHEV)



Seats up: 345 litres
Seats down: 1,125 litres

Saloon – Boot capacity (combustion)



Seats up: 405 litres
Seats down: 1,200-1,210 litres



Largest cuboid: Dimensions 1,241 × 820 × 585 mm,
volume 595 litres

Technical data

Mercedes-AMG – Hatchback and Saloon

● Standard – Not available

Model		Hatchback – Mercedes-AMG A 35 4MATIC	Saloon – Mercedes-AMG A 35 4MATIC	Hatchback – Mercedes-AMG A 45 S 4MATIC+ Plus
Engine				
Fuel delivery		Petrol	Petrol	Petrol
Total displacement	cc	1,991	1,991	1,991
Arrangement/cylinders/valves		in-line/4/16	in-line/4/16	in-line/4/16
Power¹	hp (kW) at rpm	306 (225)/5,800	306 (225)/5,800	421 (310)/6,750
Mild hybrid drive		14 (10)	14 (10)	–
Torque¹	Nm at rpm	400/3,000–4,000	400/3,000–4,000	500/5,000–5,250
Compression ratio		10.0:1	10.0:1	9.0:1
Emissions standard		EURO 6D-ISC-FCM	EURO 6D-ISC-FCM	EURO 6D-ISC-FCM
Transmission				
7G-DCT 7-speed automatic		●	●	–
8G-DCT 8-speed automatic		–	–	●
Performance				
Acceleration 0–100 mph	sec	4.7	4.8	3.9
Top speed	km/h	250²	250²	270²

¹Figures according to Directive 80/1269/EEC in the currently applicable version ²Electronically limited

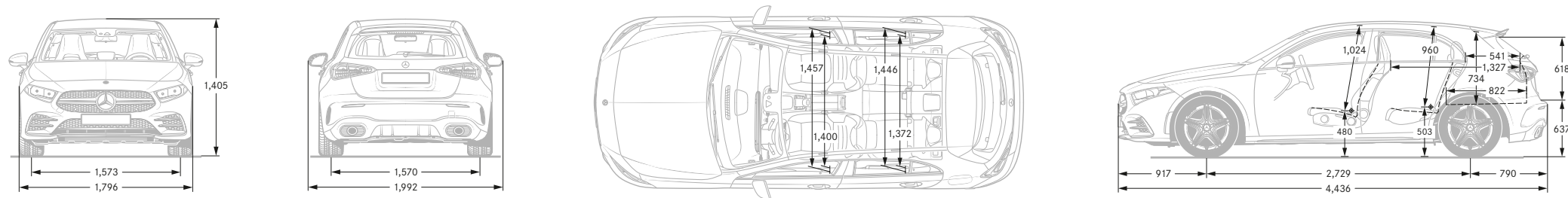
Technical data

Mercedes-AMG – Hatchback and Saloon

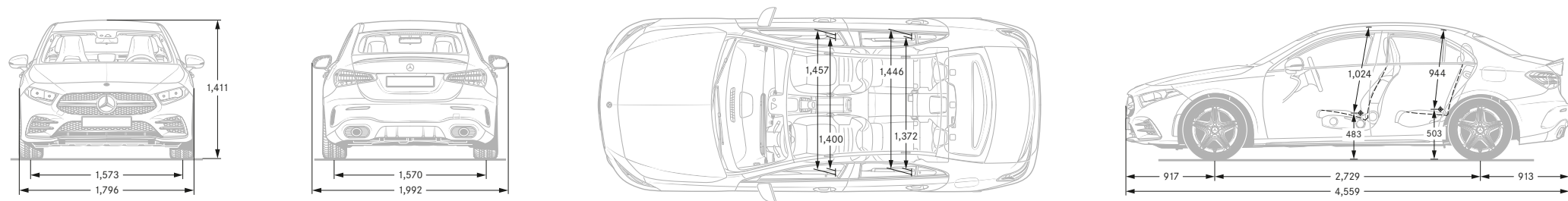
Model		Hatchback – Mercedes-AMG A 35 4MATIC		Saloon – Mercedes-AMG A 35 4MATIC		Hatchback – Mercedes-AMG A 45 S 4MATIC+ Plus	
Weights and capacities							
Kerb weight ³	kg	1,645		1,590		1,680	
Perm. Gross Vehicle Weight	kg	2,120		2,080		2,130	
Boot capacity – seats up/seats down	l	370/ 1,210		420/na		370/ 1,210	
Towing capacity – unbraked/braked	kg	750/1,800		750/1,800		750/1,500	
Fuel tank capacity/of which reserve	l	51/5		51/5		51/5	
Turning circle	m	11.50		11.54		11.50	
Fuel consumption ^{4,5,6}							
Combined (consumption dependent on chosen optional equipment)	l/100 km	8.7–8.5		8.4–8.3		9.2	
	mpg	32.8–33.2		33.6–34.0		30.7	

³Mass of the vehicle in running order with at least 90% full fuel tank, plus the mass of the driver (estimated by law at 75 kg), fuel and fluids, equipped with the standard equipment as specified by the manufacturer as well as, where applicable, the mass of the body, cab, trailer coupling and spare wheel(s) as well as tools. Optional extras, additional equipment and accessories can influence the weight, residual payload, rolling resistance, aerodynamics, etc., and therefore also affect the consumption/CO₂ values ⁴All figures are based on a standard specification with the smallest tyre size ⁵The choice of wheels and transmission may affect CO₂ emissions and corresponding VRT costs. ⁶The indicated values were determined according to the prescribed measurement method – Worldwide Harmonised Light Vehicle Test Procedure (WLTP). Figures shown may include options which are not available in Ireland.

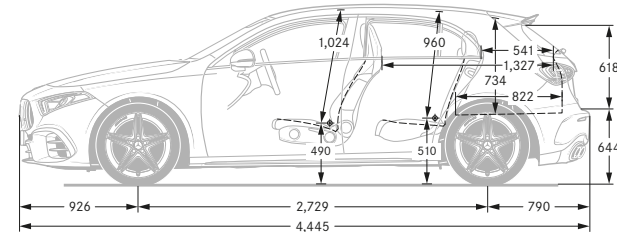
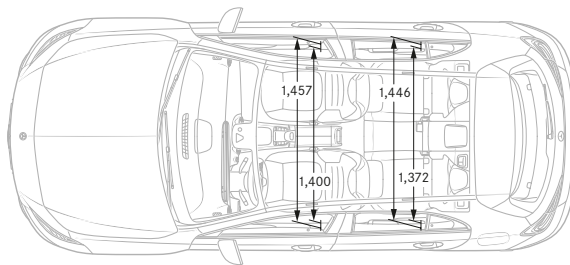
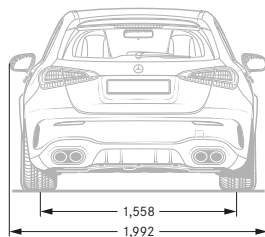
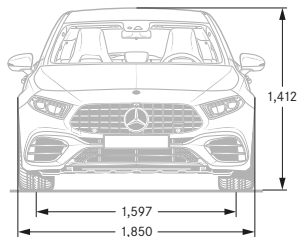
Hatchback – Mercedes-AMG A 35 4MATIC model lines



Saloon – Mercedes-AMG A 35 4MATIC model lines



Hatchback – Mercedes-AMG A 45 S 4MATIC+ Plus



Hatchback – Mercedes-AMG A 35 4MATIC model lines – Boot capacity



1 Open luggage compartment behind rear seat, loaded to upper edge of rear seat backrest, volume 355 litres (V 211-2)



2 Open luggage compartment behind rear seat, loaded to roof, volume 435 litres (V 214-2)



3 Open luggage compartment behind driver's seat, rear seat backrest folded, loaded to upper edge of driver's backrest, volume 825 litres (V 211-1)



4 Open luggage compartment behind driver's seat, rear seat backrest folded, loaded to roof, volume 1,195 litres (V 214-1)



5 Largest cuboid: Dimensions 1,241 × 820 × 585 mm, volume 595 litres

Saloon – Mercedes-AMG A 35 4MATIC model lines – Boot capacity



405 litres

Hatchback – Mercedes-AMG A 45 S 4MATIC+ Plus – Boot capacity



1 Open luggage compartment behind rear seat, loaded to upper edge of rear seat backrest, volume 355 litres (V 211-2)



2 Open luggage compartment behind rear seat, loaded to roof, volume 435 litres (V 214-2)



3 Open luggage compartment behind driver's seat, rear seat backrest folded, loaded to upper edge of driver's backrest, volume 825 litres (V 211-1)



4 Open luggage compartment behind driver's seat, rear seat backrest folded, loaded to roof, volume 1,195 litres (V 214-1)



5 Largest cuboid: Dimensions 1,241 × 820 × 585 mm, volume 595 litres

Mercedes me

Welcome to your Mercedes-Benz world.

Imagine if ...you could connect with your Mercedes-Benz? With Mercedes me connect, you can! Mercedes me connect offers you new connectivity services that make driving more comfortable and incorporates your car into your personal lifestyle.

Standard Services

- Maintenance Management
- Telediagnosics
- Breakdown Management
- Accident Recovery
- Mercedes-Benz Emergency Call System

Remote Online Services¹

- Remote Retrieval of Vehicle Status (fuel level, tyre pressure etc.)
- Parked Vehicle Locator
- Vehicle Tracker
- Geofencing
- Door lock / unlock function

¹ Can be used with Remote Online special feature.





Getting connected is easy. Just set up your Mercedes me account and get in touch with your Mercedes-Benz dealer to connect your vehicle to your profile to access your Mercedes me connect services.


Contact your dealer to get connected, or go to www.mercedes.me for more details.





Follow us on the following social media channels:

 facebook.com/MercedesBenzCarsIreland

 instagram.com/mercedesbenz_cars_ireland

 linkedin.com/company/motor-distributors-ltd

 twitter.com/MercedesBenzIre

 youtube.com/mercedes-benzireland

Motor Distributors Ltd.
Naas Road
Dublin 12
Ireland
www.mercedes-benz.ie

Information correct at time of going to print. Prices and specifications are subject to change without prior notice. Prices quoted do not include dealer and delivery related charges. Images are for illustrative purposes only, actual product may vary. For more specific information in relation to the range of models, features, optional extras, colours and services available please speak to your local authorised Mercedes-Benz dealer.