

Your Personalised Land Rover

LAND ROVER DISCOVERY

DISCOVERY HSE LUXURY 3.0 litre SD6 Diesel 306hp (Automatic)



ABOVE & BEYOND






EXTERIOR



Exterior Features

	DESCRIPTION	PRICE
COLOURS	Santorini Black	£895.00
WHEELS	21" Style 1012, 10 split-spoke, Gloss Black	£1,120.00
ROOF	Body-coloured metal roof	£0.00
ROOF TYPE	Sliding front sunroof and fixed rear panoramic roof	£0.00
HEADLIGHTS	LED headlights with signature DRL with Auto High Beam Assist (AHBA)	£0.00
GLASS	Privacy glass	£475.00
		TOTAL £2,490.00



COLOURS



WHEELS



ROOF



ROOF TYPE



HEADLIGHTS



GLASS

EXTERIOR


	DESCRIPTION	PRICE
Black Exterior Pack	Gloss Black grille Gloss Black side vents Gloss Black DISCOVERY script Front and rear tow eye cover in Dark Techno Bumper Lower Valance Dark Silver	£420.00
		TOTAL £420.00

INTERIOR




Interior Features

	DESCRIPTION	PRICE
TRIM	Vintage Tan/Ebony Windsor Leather - Electric front seats with Driver Seat Memory	£0.00
HEADLINING	Ebony headlining	£300.00
VENEER	Dark Satin Brushed Aluminium trim finisher	£0.00
AUDIO	Meridian™ Surround Sound System	£0.00
REAR SEAT TYPE	2 third row seats	£0.00
		TOTAL £300.00



TRIM



HEADLINING



VENEER



AUDIO



REAR SEAT TYPE

OPTIONS

DESCRIPTION		PRICE
WHEEL OPTIONS		£0.00
21" full size spare wheel	<p>Full size spare wheel with vehicle jack, wheel brace and toolkit stored under loadspace floor.</p> <p>Full size spare wheel will match size and style of alloy wheels chosen. Loadspace floor will be raised by approximately 100mm and maximum loadspace volume will be reduced. Not available with loadspace rails or illuminated metal loadspace scuff plate. Please contact your local Land Rover Retailer for more information.</p>	£0.00
TOWING FEATURES		£1,130.00
Electrically deployable towbar	<p>The Electrically Deployable tow bar is stowed discreetly behind the bumper, providing a clean and attractive finish. Approved for up to 3,500kg* trailer load.</p> <p>*2.0 Si4 300HP engine tow capacity reduced to 3,000kg. Towing weight may vary per market. Please contact your nearest Land Rover Retailer for more information.</p>	£1,130.00
CONVENIENCE AND INFOTAINMENT		£650.00
360° Surround Camera	<p>Using four digital cameras discreetly placed around the vehicle, the 360° Surround Camera provides a 360° overhead view on the Touchscreen. This assists with various manoeuvres from parking by a kerb to getting in and out of tight spaces and junctions. This system can be augmented by Tow Assist which helps with reversing by predicting the trailer's direction. You can even choose your trailer's width for precise guidelines displayed on the Touchscreen.</p>	£650.00
		TOTAL £1,780.00

LAND ROVER ACCESSORIES

DESCRIPTION	PRICE
POPULAR ACCESSORIES	
Fixed Side Steps	£1,141.00
The side step aids entry and exit to the vehicle and improve access to the roof. Design features include bright stainless steel edge trim and a rubber tread mat.	£1,141.00
Fitting of Side Steps may affect the off-road capability of the vehicle.	
Part number: VPLRP0347	
	TOTAL £1,141.00

STANDARD FEATURES

ENGINE AND TRANSMISSION

Traction Control System	8 Speed Automatic Transmission	Twin-speed transfer box (high/low range)
Electronic air suspension	Anti-lock Braking System (ABS)	Emergency Brake Assist (EBA)
Electronic Brake-Force Distribution (EBD)	Cornering Brake Control (CBC)	Electric Parking Brake (EPB)
Brake pad wear indicator	Brake pre-fill	Electric Power Assisted Steering (EPAS)
Speed proportional steering	Dynamic Stability Control (DSC)	Roll Stability Control (RSC)
Electronic Traction Control (ETC)	Front axle open differential	Gradient Acceleration Control (GAC)
Hill Descent Control (HDC)	Hill Launch Assist	Speed Limiter
Trip computer with message centre	Terrain Response 2	

EXTERIOR FEATURES

Body-coloured door handles with Noble upper/lower	Heated washer jets	Automatic headlights and rain sensing windscreen wipers
Signature Hi-Line tail lights	Discovery script bonnet and rear	Rear fog lights
Reversing lights	Centre high-mounted stop light	Heated windscreen
Rear heated windscreen	Variable intermittent wipers	Rear screen wash wiper
Front fog lights	Auto-dimming, power fold, heated door mirrors with memory and approach lights	Power windows (front) with remote power locking (global close) and Power operated child locks

WHEEL OPTIONS

Tyre Pressure Monitoring System (TPMS)	Locking wheel nuts
--	--------------------

TOWING FEATURES

Front and rear towing hooks	Trailer Stability Assist (TSA) (require an official JLR towbar)
-----------------------------	---

INTERIOR FEATURES

Rotary shifter	Rear face level ventilation (B pillar)	Large bottle holder (2 litres)
Driver and passenger sunvisors with illuminated vanity mirrors	Front map lights	Ambient Lighting overhead downlighters only single colour (White)
Grab handles row 1 and 2	Illuminated glovebox	lower main glovebox
Footwell lights (1st row)	Front puddle lights	In cabin boot release
Stowage - central hinged twin lidded	Stowage - 1st and 2nd door bins	Stowage - lower centre console
Stowage - outboard drive side bin	Stowage - Row 3	Tailgate lights for loadspace
Luggage retention loops x4	Electrically adjustable steering column	Premium carpet mats
Auto-dimming interior rear view mirror	Configurable Ambient Interior Lighting	Twin front cupholders with cover
In-facia storage	Shopping bag hook	Four-zone Climate Control
Treadplates with metal inserts	Premium leather steering wheel	Heated steering wheel

SEATING

Winged front headrests	Intelligent seat fold	Electrically reclining rear seats
Powered third row seats	5 x ISOfix Child Seat Fixings (row 1 passenger, row 2 and row 3 outboard position)	Headrests for all occupants (row 2 and 3 for 7 seat variants)
Heated and cooled front seats with heated rear seats		

SAFETY AND SECURITY

Front passenger seat ISOFIX	Intrusion sensor	Perimetric alarm
Customer Configurable Autolock (doors lock on driveway)	Audible seat belts warning (inc row 3)	Rear seat belt pre-tensioners (outer seats on row 2 and 3)
Front side impact airbags	Side curtain airbags	Rollover deployment of restraints
Rear Traffic Monitor		

CONVENIENCE AND INFOTAINMENT

Driver Condition Monitor	Traffic Sign Recognition and Adaptive Speed Limiter	Park Assist
360° Parking Aid	Rear Camera	Keyless Entry
Emergency Braking	Lane Keep Assist	Push Button Start
In cabin boot release	Remote boot release	Blind Spot Assist
Lockable glovebox	Adaptive Cruise Control	Clear Exit Monitor

CONVENIENCE AND INFOTAINMENT

High-Speed Emergency Braking	Rear Seat Entertainment	Navigation Pro
Remote Premium	Pro Services and Wi-Fi Hotspot	InControl Apps
1x 12V charging in Upper glovebox	2 USB charging ports in second row	Digital Audio Broadcast (DAB) radio
Dynamic Volume Control	Touchscreen	Colour TFT message centre
Protect	1 x 12V in the cubby box	Trunk Area 1x 12V charging points
Interactive Driver Display	CD/DVD player	Android Auto™
Apple CarPlay®		

LOADSPACE

Loadspace cover	Powered gesture tailgate	Powered inner tailgate
Single piece tailgate		

TECHNICAL SPECIFICATIONS

PERFORMANCE

Maximum speed mph (km/h)	130 (209)
Acceleration (secs) 0-60mph (0-100km/h)	7.0 (7.5)

FUEL ECONOMY

Fuel tank capacity litres	85
---------------------------	----

CAPACITY

Capacity (cc)	2993
Maximum Power (HP/rpm)	306 / 3,750
Maximum Torque (Nm/rpm)	700 / 1,500-1,750
Transmission	Automatic

WEIGHTS

Unladen weight (EU) (kg) - Includes a 75kg driver, full fluids and 90% fuel	2,311
Unladen weight (DIN) (kg) - Includes full fluids and 90% fuel	2,236
Gross Vehicle Weight (GVW) (kg)	3,200

TOWING (TOWING PACK OPTION)

Unbraked trailer (kg)	750
Maximum towing (kg)	3,500
Maximum coupling point/nose weight (kg)	350
Maximum vehicle and trailer combination/Gross Train Weight (kg)	6,700

ROOF CARRYING

Maximum roof load (including Roof Rails/bars) (kg)	80
--	----

DIMENSIONS

Height (mm)	1,888
Length (mm)	4,956
Width with mirrors folded (mm)	2,073
Width with mirrors out (mm)	2,220
Front wheel track* (mm)	1,692
Rear wheel track* (mm)	1,687
Wheelbase (mm)	2,923

When fitted with 21" wheels*

HEADROOM

Maximum front/rear headroom with standard roof (mm)	1,001 / 991
Maximum front/rear headroom with panoramic roof (mm)	1,016 / 991

LEG ROOM

Maximum front/rear legroom (mm)	993 / 954
---------------------------------	-----------

LOADSPACE CAPACITY

Height (mm)	854
Width (mm)	1,411*
Width between arches (mm)	1,200
Length behind first row (mm)	1,954
Maximum loadspace volume behind first row - Dry (litres) (1)	2,004
Maximum loadspace volume behind first row - Wet (litres) (2)	2,406
Length behind second row (mm)	1,101
Maximum loadspace volume behind second row - Dry (litres) (1)	922
Maximum loadspace volume behind second row - Wet (litres) (2)	1,137

LOADSPACE CAPACITY

Length behind third row (mm)	291
Maximum loadspace volume behind third row - Dry (litres) (1)	172
Maximum loadspace volume behind third row - Wet (litres) (2)	258

*Loadspace Width will be 1,273 when 4-zone climate control is fitted

(1) Dry: Volume as measured with VDA-compliant solid blocks (200mm x 50mm x 100mm)

(2) Wet: Volume as measured by simulating the loadspace filled with liquid

GROUND CLEARANCE - STANDARD

Height (mm)	207
Approach Angle	26.0°
Departure Angle	24.8°
Ramp Angle	21.2°

GROUND CLEARANCE - OFF ROAD*

Height (mm)	283
Approach Angle	34.0°

GROUND CLEARANCE - OFF ROAD*

Departure Angle	30.0°
Ramp Angle	27.5°
* With tow eye cover removed	

TURNING CIRCLE

Kerb-to-kerb (m)	12.4
Wall-to-wall (m)	12.4
Turns lock-to-lock (No. of turns)	2.7

WADING DEPTH

Maximum Wading Depth* (mm)	900
*Wading depth (25° entry and exit) 750mm, deep fording depth (9° entry and exit) 900mm	

WLTP FUEL ECONOMY

WLTP Fuel Consumption (up to) (mpg)	29.9
WLTP CO ₂ Emissions (from) (g/km)	248

Pricing

Base Cost	£68,890.00
Configured Options	£6,131.00
VEHICLE FIRST REGISTRATION FEE	£55.00
Vehicle Excise Duty	£2,175.00
Final Price	£77,251.00*

Prices shown are effective from 1st April 2020. The information, specification and colours on this website may vary from market to market and are subject to change without notice. Some vehicles are shown with optional equipment that may not be available in all markets. Please contact your local retailer for local availability and prices. Fuel consumption figures: the results given here do not express or imply any guarantee of the fuel consumption of any particular vehicle with which this information may be supplied. Vehicles are not individually tested and there are inevitable differences between individual vehicles of the same model. The vehicle may also incorporate particular modifications. Vehicle is subject to availability and may vary from image shown. Vehicle price shown includes VAT, Road Fund Licence and First Registration Fee, actual price will be set by the Retailer. Promotions are available for a limited time at participating Retailers only, please contact your local Retailer to confirm vehicle availability, current prices and promotions. On-site Inspection / Full Appraisal: In order to confirm a part-exchange value, a retailer will need to see your vehicle and carry an on-site inspection / appraisal. It will be fully and fairly appraised, including a road test before confirming the part-exchange value to trade in your vehicle. If the retailer considers that its value is affected by any aspect of its history or condition, the price that the retailer offers for it may differ from the online valuation.

‡ Figures provided are WLTP. WLTP is the new official EU test used to calculate standardised fuel consumption and CO₂ figures for passenger cars. It measures fuel, energy consumption, range and emissions. This is designed to provide figures closer to real-world driving behaviour. It tests vehicles with optional equipment and with a more demanding test procedure and driving profile.

Please note that the online valuation figures presented to you at this stage are calculated and provided by a third party and are not provided or validated by Jaguar Land Rover UK or Jaguar Land Rover UK franchise retailers. Valuations are guides only and we do not warrant that you will be able to sell, or buy a vehicle for the Valuation received. The actual sale or purchase price is dependent on a number of additional factors, including colour and condition of the vehicle, supply of similar cars within the open market, promotions on offer and location. You agree that you may therefore achieve a sale or purchase of a used vehicle at a level higher or lower than the Valuation following a full inspection. Valuations are provided on the basis of a single transaction between a domestic vehicle user buying or selling a vehicle in a private non-commercial capacity (typically known as an Average Private Sale price). Valuations are based on the information provided by you and accordingly you must provide complete and accurate information for a Valuation. The Valuations are based on assumptions for vehicles in a condition taking into account their age and normal usage, and are not adjusted to allow for any remedial work that has been undertaken to restore vehicles to an unusually high standard such as "concourse" show condition. This applies especially to vehicles that could be considered as "classic" models, or those that are collected by enthusiasts. The guide prices shown above are split into three categories with a brief description of each. Any Valuation given through this website is a valuation based upon what you tell us about the vehicle and not a price at which we are willing to buy the vehicle. Validation on any guide price shown will be received following an on-site inspection / full appraisal by a Jaguar Land Rover UK franchise retailer. For the avoidance of doubt, this Online Valuation is not a contractual offer to buy your vehicle. On-site Inspection / Full Appraisal: We appreciate that not all customers are experts in assessing the condition of their vehicle. Therefore, in order to confirm the valuation, we will need to see your vehicle at an official Jaguar or Land Rover UK retailer where we always carry out an on-site inspection / Appraisal of a vehicle where it will be fully and fairly appraised, including a road test before we can confirm the Online Valuation or offer to buy your vehicle. If we consider that its value is affected by any aspect of its history or condition, including any unusual feature or customisation, which was not apparent to us when the guide Online Valuation was provided, the price that we offer for it will differ from the Online Valuation.

- [PRIVACY POLICY](#)
- [TERMS AND CONDITIONS](#)
- [CONTACT US](#)
- [INTERNATIONAL STANDARDS](#)
- [MARKET SELECTOR](#)

© Jaguar Land Rover Limited 2020: Registered office: Abbey Road, Whitley, Coventry CV3 4LF. Registered in England No: 1672070



ABOVE & BEYOND

<http://www.landrover.co.uk>