

THE ALL-NEW

HILUX DOUBLE CAB

LEGENDARY TOUGHNESS



MODEL SHOWN: 2.8 GD-6 4x4 LEGEND RS 6AT

EARNING THE TITLE OF LEGEND

SINCE ITS LOCAL INTRODUCTION IN 1969, THE HILUX HAS SERVED SOUTH AFRICANS THROUGH THE GOOD TIMES AND THE BAD. INNOVATIONS SUCH AS FOUR-WHEEL DRIVE, INTRODUCED IN 1981 AS THE FIRST FOR A VEHICLE OF ITS SORT IN THE COUNTRY, HAVE MADE THE HILUX SOUTH AFRICA'S FAVOURITE BAKKIE – FOR WORK, PLAY AND EVERYTHING IN BETWEEN.

Five decades and eight generations of Hilux later, the world's a different place. Never before have we undergone such rapidly radical change as now, making all of us yearn for dependability, tenacity and safety.

And never before could you count as much on a bakkie as with the new Hilux Double Cab, designed for multiple uses. Featuring fearless and enhanced styling, the new flagship Legend

and Legend RS grades are built on the heritage of the Legend series, and for explorers discovering South Africa's most remote jewels in ultimate style, comfort and power. Their strong 'C-clamp' corner architecture maximises visual width, while the high horizontal axis provides a sense of authenticity and genuine capability.

And the Hilux's all-new Raider exterior, interior and safety specifications have

been extensively upgraded to make your workweek more productive and your weekends more enjoyable.

With a bold and proud trapezoid grille, more power from its 2.8ℓ diesel engines and the introduction of advanced safety interventions, this is the bakkie to command your own destiny and conquer a crisis. To seek adventure. To get the job done. To do what it takes. And to not just survive the world, but to thrive in it.

THE NEW HILUX. TOUGH TIMES WILL ONLY MAKE US TOUGHER.

MODEL SHOWN: 2.8 GD-6 4x4 LEGEND RS 6AT

MODEL LINE-UP

2.4 GD-6 RAISED BODY SR 6MT

2.4 GD-6 4X4 SR 6MT

2.4 GD-6 RAISED BODY RAIDER 6MT

2.4 GD-6 RAISED BODY RAIDER 6AT

2.4 GD-6 4X4 RAIDER 6MT

2.4 GD-6 4X4 RAIDER 6AT

2.7 VVTi RAISED BODY S 5MT

2.8 GD-6 RAISED BODY RAIDER 6AT

2.8 GD-6 4X4 RAIDER 6AT

2.8 GD-6 RAISED BODY LEGEND 6MT

2.8 GD-6 RAISED BODY LEGEND 6AT

2.8 GD-6 4X4 LEGEND 6MT

2.8 GD-6 4X4 LEGEND 6AT

2.8 GD-6 RAISED BODY LEGEND RS 6AT

2.8 GD-6 4X4 LEGEND RS 6MT

2.8 GD-6 4X4 LEGEND RS 6AT

2.8 GD-6 4X4 GR-SPORT 6AT

4.0 V6 4X4 LEGEND 6AT



MODEL SHOWN: 2.8 GD-6 4x4 LEGEND RS 6AT

INNER STRENGTH FOR REACHING OUT

LEGENDARY TOUGHNESS REQUIRES LEGENDARY POWER. HELPING YOU WELCOME ANY CHALLENGE IS A RANGE OF PETROL AND TURBODIESEL ENGINES, FITTED WITH EITHER 5-SPEED OR 6-SPEED MANUAL OR 6-SPEED AUTOMATIC TRANSMISSIONS.



MODEL SHOWN: 2.8 GD-6 4x4 LEGEND RS 6AT

The four-cylinder, 2.8ℓ turbodiesel engine has been upgraded to deliver 150 kW of power @ 3 000-3 400 r/min and 500 Nm of torque @ 1 600-2 800 r/min on the 6-speed automatic transmission models; and power of 150 kW @ 3 400 r/min and torque of 420 Nm @ 1 400-3 400 r/min on 6-speed manual transmission-equipped models.

With peak torque nearly available from idle speeds, this engine delivers powerful acceleration and low fuel consumption, while maximising drivability for increased driving pleasure or trailer-towing ease.

A super-economical four-cylinder, 2.4ℓ turbodiesel engine producing 110 kW @ 3 400 r/min and maximum torque of 400 Nm @ 1 600-2 000 r/min is also available.

For those seeking petrol power, the Double Cab model is also available with a 2.7ℓ VVTi petrol engine developing 122 kW of power @ 5 200 r/min and 245 Nm @ 4 000 r/min.

A 4.0ℓ V6, producing 175 kW of power @ 5 200 r/min and 376 Nm of torque @ 3 800 r/min is available in Double Cab Legend grade.

Ready to take on the biggest loads and the roughest roads, the Hilux is fitted with double wishbone front suspension and ultra-strong load-ready leaf springs at the rear. The suspension has been enhanced to absorb vibrations and reduce shock transmitted into the cabin, and add an improved sense of comfort, feel and directness.

NEVER ONE TO SHY AWAY FROM A CHALLENGE, THE HILUX 4X4 EXPERIENCE IS FURTHER ENHANCED THROUGH THE FITMENT OF THE FOLLOWING DRIVER AIDS:

HILL-ASSIST CONTROL (HAC)

Prevents the vehicle from rolling back when pulling off from a sharp incline.

TRACTION CONTROL (TRC)

When driving off-road or in slippery conditions, TRC applies brake pressure to prevent wheels from spinning during acceleration.

DOWNHILL-ASSIST CONTROL (DAC)*

Prevents the wheels from locking while manoeuvring extreme descents, this system simultaneously manages engine braking and brake pressure, maintaining a stall-free and stable downhill vehicle speed.

LIMITED SLIP DIFFERENTIAL (LSD)*

Aims to ensure maximum available traction during wheelspin situations by transmitting power to the tyre with the most grip. This assists the driver in traversing mud and other soft surfaces, and provides better control during extreme cornering.

RANGE SELECTOR DIAL*

Simply turn the dial on the electronic transfer switch on the centre console to easily swap between 4WD, 4WD LOW and 2WD.

**Available on selected models*

NOTHING SHOUTS “BRING IT ON” LIKE A BOLDLY STYLED BAKKIE.

BRINGING OUT THE BEST IN THE NEW HILUX RAIDER, LEGEND AND LEGEND RS MODELS – AND YOU – IS AN AGGRESSIVE EXTERIOR PACKAGE THAT CHALLENGES THE STATUS QUO.

S AND SR

The S and SR grade Hilux models keep on powering on, keeping frills to the minimum and delivery to the maximum. Be it on highways or gravel roads, these tough workhorses with 17" steel wheels, black door handles and a specially designed ultra-tough moulded black front bumper with standard halogen fog* lamps protect your investment and keep the wheels of your industry turning.



LEGEND



LEGEND RS



2.4 RAIDER



2.8 RAIDER



S AND SR



GR-S



MODEL SHOWN: 2.8 GD-6 4x4 LEGEND RS 6AT

RAIDER

The Hilux's all-new Raider exterior, interior and safety specifications have been extensively upgraded to make your workweek more productive and your weekends more enjoyable.

Adding to its steadfast, no-nonsense appearance is its signature protruding trapezoidal chrome and black grille, with visual back up from its black lower bumper guard and bumper corners. The latter also houses the LED-powered front fog lamps,

while the black accents also extend to the outside door handles and auto-retractable side mirrors on the 2.4ℓ models. The side mirrors on the 2.8ℓ models are chrome, power operated and retractable.

2.4ℓ models feature a body colour front bumper, chrome rear bumper and 4-bulb halogen headlamps with integrated turn signal indicators.

2.8ℓ models are equipped with colour-coded

front and chrome rear bumpers, full bi-LED headlamps that integrate Daytime Running Lights and LED turn signal indicators. The tail lights are also LED-powered.

Complementing the extra traction afforded by the new fitted-as-standard Limited Slip Differential (LSD), the Raider's footwear has also been upgraded to include an assertively styled new 17" alloy wheel design with a machine-finished deep spoke structure.

LEGEND

A custom-designed trapezoidal grille underlines the Legend specifications toughness as well as a black engine hood moulding, with Legend black treatment on the door handles, side mirrors, and front and rear over fenders, highlighting the Legend's supreme toughness as well as exclusivity from other Hilux models.

Naturally, the Legend's fog lamps and headlamps are fully-LED powered, the latter of which also integrate LED Daytime Running Lights.

At the side, the Legend black treatment continues with the door handles, power retractable side mirrors, front and rear over fenders and sports bar*.

18" tyres and boldly styled new alloy wheels

complement the Legend's purposeful profile styling.

At the rear, tough tech tools abound, such as an LED deck light, styling bar, automatic roller shutter tonneau cover*, a fully rubberised loadbox* and a central locking tailgate which come standard on the Legend RS grade.

All models can be ordered in new Oxide Bronze and Platinum White Pearl.

**Available on selected models*



AUTOMATIC TONNEAU ROLLER SHUTTER*

LEGEND BLACK ACCENTS



MODEL SHOWN: 2.8 GD-6 4x4 LEGEND RS 6AT

OUTER STRENGTH, INNER COMFORT.

THE HILUX'S NEW ALL-BLACK INTERIOR ECHOES ITS EXTERIOR FORTITUDE THROUGH A COMBINATION OF PREMIUM AND PURPOSEFUL FINISHES.

The blue ambient lighting integrated into the door panels of Legend RS models creates a sophisticated and harmonious feel in the cabin.

Occupants of Legend and V6 models enjoy full leather seats (of which the front two are electrically adjustable). Seats in all other models are clad in black fabric* or PVC*.

**Available on selected models*



LEATHER-CLAD STEERING WHEEL*



BLUE AMBIENT LIGHTING*



LEATHER-CLAD GEAR SELECTOR*

THE MULTIMEDIA SYSTEM* IS ALSO LINKABLE TO SMART DEVICES THROUGH THE APPLE CARPLAY AND ANDROID AUTO FUNCTIONALITY.

The electrochromatic* rear view mirror has an auto-dimming function to reduce glare during night time driving, and further convenience is added through the inclusion of automatic dual-zone* air conditioning*.

Legend and Legend RS models are fitted with an 8” touchscreen multimedia system* which comprises Bluetooth* and USB compatibility* and is linked to 9* high-power JBL* speakers. The touchscreen* has been redesigned as a floating panel and integrated into the centre cluster for a future-forward, minimalist look. The screen also doubles as the display monitor* for the vehicle’s reverse camera*.

The multimedia system* is also linkable to smart devices through the Apple CarPlay and Android Auto functionality*. When connected via USB, both of these interfaces display the screen of the smartphone on the infotainment screen and links the phone’s audio output to the vehicle’s speakers.



MODEL SHOWN: 2.8 GD-6 4x4 LEGEND RS 6AT

RAIDER

Raider models are fitted with comfortable black fabric seats. Tenacity meets tech inside the Raider through the fitment of front and rear Park Distance Control and cruise control, a day/night rear view mirror and a Multi-Information Display, which can be safely operated from the steering wheel-mounted controls. Additionally, the Display Audio infotainment unit has been upgraded to incorporate Apple CarPlay and Android Auto for full smartphone integration with the vehicle’s infotainment system.

S AND SR

Working hard means wearing hard and taking the tough inside your workhorse’s cabin. To meet the demands of even the toughest business, the PVC seats, urethane steering wheel and gear knob are made to last. Drivers can look forward to one-touch driver electric window operation, and air conditioner.

CONNECT TO THE MYTOYOTA APP

All Toyota vehicles can now be connected to the MyToyota App on your mobile phone, giving you more control of your driving experience and opening up a whole new world of personalised offerings and customisable features. (See last page for more info on MyToyota App).

**Available on selected models*



JBL SPEAKERS*

REVERSE CAMERA DISPLAY*

TOUGH ENOUGH TO CARE

IF REDISCOVERING THE JOY OF ADVENTURE IS ONE PART OF THE NEW HILUX EXPERIENCE, THEN THE ASSURANCE OF KNOWING YOU AND YOUR LOVED ONES ARE PROTECTED BY SOME OF THE MOST SOPHISTICATED SAFETY INTERVENTIONS IS ANOTHER.

AIRBAGS

Front and rear passengers are protected by a total of seven* airbags, distributed as driver, front passenger, side*, curtain* and driver-knee.

BRAKE-ASSIST (BA)

Brake-Assist (BA) is the pre-emptive identification of an emergency braking situation through which additional braking force is automatically applied to reduce the braking distance.

ANTI-LOCK BRAKING SYSTEM (ABS)

ABS (Anti-lock Braking System) monitors the speed of each wheel to detect locking. When it detects sudden braking, it will release braking pressure for a moment and then provide optimum braking pressure to each wheel, enhancing steering control during sudden stops. As a result, it will also help improve the ability of stopping the vehicle.

ELECTRONIC BRAKE-FORCE DISTRIBUTION (EBD)

Electronic Brake-force Distribution (EBD) takes the principle of ABS even further, by individually distributing braking force to each corner to allow for variances in weight distribution and tyre grip under braking to maximise stability, stopping distance and vehicle control.

TRAILER SWAY CONTROL (TSC)*

Keeps you and your trailer safe by minimising lateral movement from crosswinds and road surface changes. Hilux Double Cabs have a braked towing capacity of up to 3.5 tonnes*.

VEHICLE-STABILITY CONTROL (VSC)

Vehicle-Stability Control (VSC) keeps you in control and the vehicle pointing straight when on slippery surfaces by individually applying braking to each tyre where necessary.

PARK DISTANCE CONTROL (PDC)*

For effortless parking, each of the six sensors located around the vehicle constantly scans for nearby stationary objects. When a nearby object is detected, a buzzer sounds inside the cabin as well as its proximity being displayed on the Multi-Information Display.

SECURITY

All new Hilux models are installed with advanced security technology that includes wireless door locking (keyless Smart Entry on Legend and 4.0ℓ models) and automatically locking doors upon pull-away at a certain speed. There is also an intrusion sensor, and an independently-powered alarm and immobiliser, to ensure that your Hilux remains in safe hands.

**Available on selected models*



MODEL SHOWN: 2.8 GD-6 4x4 LEGEND RS 6AT



MODEL SHOWN: 2.8 GD-6 4x4 LEGEND RS 6AT

THE NEW FLAGSHIP HILUX LEGEND PLUS

SPORTS TOYOTA'S WORLD-CLASS SAFETY SENSE 2 AND ACTIVE SAFETY PACKAGES, WHICH COMPRISES INTERVENTIONS SUCH AS A PRE-CRASH SYSTEM, LANE KEEPING ASSIST, AND AUTOMATIC CRUISE CONTROL.

PRE-CRASH SYSTEM (BRAKE SYNCHRONISED)*

The Pre-Crash System (Brake Synchronised) detects the proximity and warns the driver of oncoming vehicles or pedestrians and is designed to mitigate or avoid a potential collision. If the system determines that a frontal collision is likely, the driver is prompted through audio and visual alerts to take action. If the driver does not brake in time, the system may automatically apply the brakes.

LANE KEEPING SYSTEM

The Lane Keeping System with Lane Departure Alert gives the Hilux the capability to detect the edge of the road and to detect visible lane markers and where the

vehicle is in relation to the lane. When lane deviation takes place, the driver is alerted with a buzzer or steering wheel vibration and a warning display on the dashboard. The system works in conjunction with the vehicle's brakes, which will automatically endeavour to arrest any further departure from the lane.

ADAPTIVE CRUISE CONTROL*

The Pre-Crash System (Brake Synchronised) detects the proximity and warns the driver of oncoming vehicles or pedestrians and is designed to mitigate or avoid a potential collision. If the system determines that a frontal collision is likely, the driver is prompted.

**Available on selected models*

THE HILUX, NOW WITH MORE GRRR THAN EVER.

THE NEW, MORE POWERFUL, 165 kW HILUX
GR-SPORT IS HERE.

Toyota's prestigious motorsport legacy and the legendary toughness of the Hilux forge to create the best bakkie yet.

Available in 2.8 GD-6 4x4 AT grade, this range-topping Hilux punches out 165 kW of power and 550 Nm of torque.

Courtesy of custom Gazoo Racing-inspired suspension, cross-terrain agility comes standard.

With exclusive Toyota lettering enhancing its grille, there's no mistaking the dominance of the new Hilux GR-Sport.

GR SPORT



MODEL SHOWN: 2.8 GD-6 4X4 GR-SPORT 6AT



MORE POWER. MORE TORQUE. MORE GRRR.

**IT'S SOUTH AFRICA'S FAVOURITE BAKKIE, DISTILLED
WITH DAKAR DNA.**

The potency-pushing 2.8ℓ four-cylinder turbodiesel engine delivers 165 kW of raw power at 3 000 r/min. A tar-tearing 550 Nm of torque is developed between 1 600-2 800 r/min.

Harnessing such prodigious performance is a six-speed automatic gearbox. True to its motorsport roots, steering wheel-mounted shift paddles pave the way for ultimate driving control.

GR SPORT


MODEL SHOWN: 2.8 GD-6 4X4 GR-SPORT 6AT

BUILT TO BE BOLD

TOYOTA'S RANGE OF GR MODELS ARE A SPECIAL BREED, ENGINEERED FROM THE GROUND UP TO DELIVER PEAK DRIVING PLEASURE. DAKAR IS IN THE DETAILS, LIKE THE UNIQUE G-MESH GR-SPORT RADIATOR GRILLE PAINTED IN HIGH-GLOSS BLACK AND FITTED WITH A LARGE, LETTERED TOYOTA EMBLEM.

Roaring with 'ready-to-race' aggression are the 17" alloy wheels and the over fender protectors, curated with hints of Gazoo Racing colours. The GR logo on the grille, sides, rear, and styling bar is just another reminder of this burly bakkie's Dakar-winning DNA.

The glossy black side mirrors are electrically retractable with welcome lights that activate once the vehicle is unlocked. The sleek yet tough tonneau cover minimises aerodynamic drag while also keeping your cargo safe.





MODEL SHOWN: 2.8 GD-6 4X4 GR-SPORT 6AT

GRRR FORTH AND CONQUER

THE HILUX GR-SPORT LOOKS JUST AS GREAT ON THE INSIDE AS IT DOES ON, AND OFF, THE ROAD. EXCLUSIVITY IS GUARANTEED WITH CUSTOM GAZOO RACING PARTS THAT ADD A SENSE OF DISTINCTION, SPORTINESS AND UNPARALLELED DRIVING PERFORMANCE.

The Gazoo Racing logo on the leather-clad steering wheel, Push Start button and Smart Key are sure to fire up any driver with passion and pride. If that's not enough, the sports pedals and red trim on the instrument panel to match the red stitching in the Alcantara-covered sports seats will raise the stakes and your adrenaline.

INTERIOR, COMFORT & CONVENIENCE



GRRR WITHOUT FEAR

OVER AND ABOVE THE EXTENSIVE STANDARD SAFETY FEATURES IN THE REST OF THE HILUX RANGE, THE HILUX GR-SPORT COMES WITH AN ADVANCED SUITE OF EMERGENCY AND CONVENIENCE ASSISTS. THESE INCLUDE:

A Pre-Crash System. Sensors indicate rapidly approaching vehicles and other objects to the driver, after which it will enable the automatic intervention of safety systems such as

emergency braking and safety belt bracing to avoid or mitigate impact without driver input.

Adaptive Cruise Control. Automatically scans the road ahead 10 times per second, and matches the vehicle's speed to that of surrounding traffic (as well as to the curvature of the road ahead) by automatically accelerating or braking where necessary; and is able to bring the vehicle from a self-selected full speed to a complete stop.

Panoramic View Monitor. For tight manoeuvres or safer passage during extreme, low-speed traversing of treacherous terrain, 360° top-down images of the vehicle in its immediate surroundings are displayed on the high-resolution infotainment screen.

GR SPORT

MODEL SHOWN: 2.8 GD-6 4X4 GR-SPORT 6AT

TOYOTA ENVIRONMENTAL CHALLENGE 2050

At Toyota, creating technologically advanced vehicles isn't our only priority; we're committed to lowering our environmental impact throughout our entire production process. How? By setting ourselves six challenges that will see us reach a truly world-changing goal: a positive environmental impact by 2050.



ZERO CO₂

CHALLENGE 1

NEW VEHICLE ZERO CO₂ EMISSIONS CHALLENGE

By owning a Toyota you would be contributing to the reduction of vehicle CO₂ emissions by 90% in 2050 as opposed to 2010. You will help us promote the development of next-generation vehicles and further accelerate the spread of these vehicles.



ZERO CO₂

CHALLENGE 3

PLANT ZERO CO₂ EMISSIONS CHALLENGE

You uphold the two main pillars of our strategy to achieve zero CO₂ emissions at our plants which are:

1. Developing and introducing low-CO₂ technologies with ongoing kaizen.
2. Adopting renewable energy sources and utilising hydrogen energy.



CHALLENGE 5

CHALLENGE OF ESTABLISHING A RECYCLING-BASED SOCIETY AND SYSTEMS

You have contributed to our 40 years on the challenge of resource recycling. Going forward, by rolling out to the world the technology and systems evolved in Japan, we will all continue working on the challenge of establishing a recycling-based society.

The message is clear – Toyota Motor Corporation (TMC) wholeheartedly supports the Paris Agreement and accepts the challenge to achieve carbon neutrality by 2050. The Paris Agreement is a legally-binding international treaty on climate change and is aimed at reducing the emission of gases that contribute to global warming. While this treaty was only adopted in 2015, Toyota has been innovating and investing in technology to reduce emissions and achieve carbon neutrality for well over 30 years. Toyota has also led the way with more electrified vehicles on the road than any other automaker.



CARBON NEUTRAL

THE TOYOTA HILUX RANGE HAS BEEN MANUFACTURED TO MINIMISE ITS CARBON FOOTPRINT.

Guided by the goals of the Toyota Environmental Challenge 2050, as little impact as possible is made on the environment during each step of the process. From design to manufacturing, to end-of-life recycling programmes, our planet always comes first. This is because the ultimate long-term goal for Toyota is to make all our vehicles as environmentally friendly as possible. With this in mind, the entire Hilux range has been designed to have very low CO₂ emissions.




ZERO CO₂

CHALLENGE 2

LIFE CYCLE ZERO CO₂ EMISSIONS CHALLENGE

You are lending a helping hand to Toyota's efforts to reduce to zero not only CO₂ emissions produced in travelling and manufacturing, but all CO₂ emissions including the process of materials production, disposal and recycling of vehicles.



ZERO CO₂

CHALLENGE 4

CHALLENGE OF MINIMISING AND OPTIMISING WATER USAGE

In automobile manufacturing, we use water in painting, forging and other processes. Therefore, even a small reduction of its impact on the water environments is important. We have two measures to achieve this, comprehensive reduction of the amount of water used and comprehensive purification of the water and returning it to the earth.



CHALLENGE 6

CHALLENGE OF ESTABLISHING A FUTURE SOCIETY IN HARMONY WITH NATURE

Here at Toyota we have engaged in planting trees at our plants and environmental conservation activities in our surrounding areas. To establish a society where humans and nature coexist in harmony, we are promoting several activities to connect regions, the world and the future.



All Toyota vehicles can now be connected to the MyToyota App on your mobile phone, giving you more control of your driving experience and opening up a whole new world of personalised offerings and customisable features, so that you can enjoy:



IN-CAR WI-FI*

Connect to Wi-Fi



GPS LOCATOR

Always know your vehicle's GPS location



LOGBOOK

Have access to a digital logbook



DRIVER NOTIFICATIONS

Important reminders like licence renewal



BATTERY HEALTH CHECK

Check your battery health



SERVICE BOOKING

Manage your services



ROADSIDE ASSISTANCE

Get real-time roadside assistance



DRIVER RATING

Receive a driver rating



FLEET MANAGEMENT

Monitor your fleet



LICENCE RENEWAL

Renew from the App

AND MORE - The above features are not all; there are loads of other features available to further enhance driver and guest safety, convenience and comfort; and plenty more to come to make your drive experience better and better with every kilometre.



DOWNLOAD THE **MyTOYOTA** APP AND GET CONNECTED TODAY

FIND OUT MORE AT TOYOTA.CO.ZA/MY-TOYOTA

*15GB FREE DATA ONCE-OFF UPON ACTIVATION. TS & CS APPLY. AVAILABLE IN SOUTH AFRICA ONLY.



Toyota vehicles are known for their Quality, Durability and Reliability. Keeping your Toyota Genuine means no compromises in terms of safety, performance and resale value. The range of Genuine Products and Approved Services will ensure complete peace of mind throughout the ownership journey and beyond. For more information on how to Keep Your Toyota Genuine visit www.toyota.co.za/genuine

TOYOTA GENUINE PRODUCTS

For guaranteed fit and function, **Genuine Parts** are essential in maintaining the safety and reliability of your vehicle. They also comply with all safety, regulatory and environmental requirements, making it the obvious choice. The same exacting precision applies to **Toyota Accessories**, developed by engineers with extensive knowledge on vehicle integration - you can enhance the appeal and functionality of your Hilux without compromising its safety features or warranty. Warranties are about peace of mind, and the **Genuine Unlimited Warranty** is designed to provide superior cover (up to 10 years, unlimited mileage) and a seamless claims process thanks to full integration with Toyota systems. The **Genuine Extended Service Plan** also enjoys exclusive approval by Toyota SA and provides flexible extension options up to 10 years or 300 000 km to suit your period of ownership. Paying today's rates for tomorrow's maintenance is a sensible way to protect the resale value of your Hilux by means of a full service history.

TOYOTA APPROVED SERVICES

Specialised vehicle maintenance requires first-class facilities, advanced equipment and expert knowledge. **Toyota Quality Service and Value Service** not only promise accurate diagnosis and repair, but also a philosophy of building trust through a genuine concern for the needs of our customers. To complement the extensive network of Toyota dealers, we have a vast number of **Accredited Body and Paint Repairers**, selected on stringent criteria to ensure outstanding workmanship and customer service. You can maintain your vehicle's pristine condition without compromising its warranty thanks to the exclusive use of Genuine Parts by our Accredited Repairers. Offering 24-hour access to a full complement of assistance and recovery benefits, **Toyota Roadside Assistance** provides the peace of mind that competent support is only a phone call away



TOYOTA FINANCIAL SERVICES

There is no 'one-size-fits-all' when it comes to vehicle finance and insurance, there is only you. With fast, flexible and convenient services we will structure the perfect Hilux deal for you.

At Toyota Financial Services, we believe that purchasing your Toyota should be as enjoyable as driving it. Toyota Financial Services is the fast, flexible and convenient means of financing your Hilux. We have created a range of finance products that suit both private and business customers, easily accessible through your local Toyota dealer. We take the hassle out of arranging finance.

Toyota Financial Services (South Africa) Ltd is an authorised Financial Services (FSP No. 7454) and Registered Credit Provider (NCRCP62).

For comprehensive information about products offered by Toyota Financial Services, visit www.toyota.co.za/toyota-finance

DISCLAIMER:

The information contained in this brochure is provided as is and without any warranties of any kind, whether expressed or implied, including but not limited to, implied warranties of satisfactory quality, fitness for a particular purpose and/or correctness. The contents of this brochure are for general information purposes only and do not constitute advice. Toyota Motor Corporation of Japan and Toyota South Africa Motors (Pty) Limited does not represent or warrant that the information and/or specifications contained in this brochure are accurate, complete or current and specifically stipulates that certain vehicle details and specifications contained in this brochure may differ in available models. Therefore, neither Toyota Motor Corporation of Japan nor Toyota South Africa Motors (Pty) Limited make any warranties or representations regarding the use of the content, details, specifications, or information contained in this brochure in terms of their correctness, accuracy, adequacy, usefulness, timeliness, reliability or otherwise, in each case to the fullest extent permitted by law. Please note that claiming of input VAT needs to be verified by customers prior to vehicle purchase as these rulings are subject to SARS interpretation. Toyota South Africa Motors' rights remain reserved.

TOYOTA IS SERIOUS ABOUT COMBATING THE PROBLEMS ASSOCIATED WITH WASTE TYRES IN THE COUNTRY AND HAS THEREFORE TAKEN UP ITS PRODUCER RESPONSIBILITY AS DEFINED BY THE WASTE MANAGEMENT ACT OF 2008. WASTE TYRE REGISTRATION NUMBER: TPREG0031GAU

TOYOTA GENUINE MEANS

✓ UNCOMPROMISED SAFETY ✓ GUARANTEED QUALITY ✓ PEACE OF MIND

