



Way of Life!

IGNIS

Major Specifications and Equipment



Suzuki's "Way of Life!" is the heart of our brand - every Suzuki vehicle, motorcycle and outboard motor is built to create excitement so customers can enjoy everyday life.



Standard and optional equipment available may vary for individual markets. Please enquire at your dealers, as specifications and illustrations may refer to models not available in your region. SUZUKI MOTOR CORPORATION reserves the right to change, without notice, prices, colours, materials, equipment, specifications and models, and also to discontinue models.

All photographs in this brochure were taken with relevant permission. Images of the vehicles without number plates on public roads are composite photos.

SUZUKI MOTOR CORPORATION
300 Takatsuka-cho, Minami-ku, Hamamatsu-shi, Shizuoka 432-8611 JAPAN
www.globalsuzuki.com

IGNIS SPEC AND EQUIPMENT SHEET (G)
99999-BBC01-011

GLX



Pure White Pearl (ZVR)

GL



Fervent Red (ZNB)



■ Exterior colour



Flame Orange Pearl Metallic (ZWD)



Neon Blue Metallic (ZWC)



Helios Gold Pearl Metallic (ZWE)



Pure White Pearl (ZVR)



Premium Silver Metallic (ZNC)



Super Black Pearl (ZMV)



Fervent Red (ZNB)



Speedy Blue Metallic (ZWG)



Mineral Gray Metallic (ZMW)

■ Exterior colour (2 tone)



Flame Orange Pearl Metallic (CFK)



Neon Blue Metallic (CFJ)



Helios Gold Pearl Metallic (CFL)



Pure White Pearl (CA1)



Fervent Red (CFH)

■ Interior colour



Orange



Titanium



Black

■ Colour combinations

Exterior colour	Flame Orange Pearl Metallic	Neon Blue Metallic	Helios Gold Pearl Metallic	Pure White Pearl	Premium Silver Metallic	Super Black Pearl	Fervent Red	Speedy Blue Metallic	Mineral Gray Metallic
Colour code	ZWD	ZWC	ZWE	ZVR	ZNC	ZMV	ZNB	ZWG	ZMW
2 tone (GLX) Colour code	CFK	CFJ	CFL	CA1	-	-	CFH	-	-
Interior colour	GLX	Orange	Titanium	Titanium	Orange	Orange	Orange	Titanium	Titanium
	GL	Black	Black	Black	Black	Black	Black	Black	Black

Major Equipment

Engine	Petrol	
	1.2L	
Drive system	2WD	
Transmission	5MT/CVT	
Grade	GL	GLX
CHASSIS		
Tyres and wheels	175/65R15 + steel wheels with full wheel cover	S -
	175/60R16 + alloy wheels	O S
Spare tyre and wheel	135/70R15 + steel wheel (for temporary use only)	S S
EXTERIOR		
Front grille	Black	S -
	Black with chrome accent	- S
Outside door handles	Body coloured	S S
Black-coloured A and B pillars		S S
Tailgate opener	Handle-operated	S S
VISIBILITY		
Headlamps	Halogen multireflector	S -
	LED projector	- S
Headlamp levelling device	Manual	S -
	Automatic	- S
Automatic lamps		- S
Fog lamps	Front (halogen)	S S
Position lamps	Bulb	S -
	LED	- S
Green-tinted windows		S S
Privacy glass	Rear door windows & tailgate window	S S
Wipers	Front: 2 speeds (low, high) + intermittent + washer	S S
	Rear: 1 speed + washer	S S
Rear window demister		S S
Outside door mirrors	Body coloured	S S
	Electrical-adjust	S S
Day / night rearview mirror	Manual dimming	S S
STEERING AND INSTRUMENT PANEL		
3-spoke steering wheel	Leather covered	S S
	With audio controls	S S
	With cruise control	S S
	With hands-free phone control	S S
	Tilt-adjustable	S S
Power steering		S S
Tachometer		- S
Information display	Digital clock	S S
	Outside temperature gauge	S S
	Fuel consumption gauge (instantaneous/average)	S S
	Driving range	S S
	Average speed	- S
	Gear position indicator (CVT)	S S
Light-off and key reminder	Alarm	S S
Driver's seatbelt reminder	Lamp & Alarm	S S
Passenger's seatbelt reminder	Lamp & Alarm	S S
Door ajar reminder	Lamp	S S
Low fuel warning	Lamp	S S
Meter illumination		- S
Instrument panel colour	Black & white	S -
	Black & white with elastomer material	- S
Centre & side louvre bezels	Black	S -
	Chrome	- S

Engine	Petrol	
	1.2L	
Drive system	2WD	
Transmission	5MT/CVT	
Grade	GL	GLX
DRIVING AMENITIES		
Electric windows	Front	S S
	Rear	- S
Central door locking	Switch on driver's side	S S
Remote-control door locks	With hazard lamp answerback function	S S
Air conditioner	Manual	S -
	Automatic	- S
Heater		S S
Pollen filter		S S
Audio	Antenna (mounted at rear of roof)	S S
	Speaker x 2	S -
	Speaker x 4	- S
	Tweeter x 2	- S
	MP3 compatible CD player + Bluetooth**	O ¹ O ¹
Cruise control		S S
INTERIOR		
Cabin lights	Front cabin light (3-position)	S S
Sun visors	Driver's side	S S
	With ticket holder	S S
	With vanity mirror	S S
	Passenger's side	S S
	With ticket holder	- S
	With vanity mirror	- S
Assist grips	Passenger's side	S S
Cup holders	Front x 2	S S
	Rear x 1	S S
Bottle holders	Front x 2	S S
	Rear x 2	S S
Centre-lower box		S S
Centre console ornament	Black Material	S -
	Orange**	- S
	Titanium**	- S
Shift knob	Black (5MT)	S -
	Chrome (5MT)	- S
	Silver (CVT)	S S
Parking brake release button	Black	S -
	Chrome	- S
USB port	Instrument panel	O ¹ O ¹
12V accessory socket	Instrument panel	S S
USB port & accessory socket ornament	Black	S -
	Chrome	- S
Foot rest	Driver's side	S S
Remote fuel lid opener		S S
Front & rear door trim colour	Black & white	S S
Inside door handles	Black	S -
	Chrome	- S
Inside door grips	Black Material	S -
	Orange**	- S
	Titanium**	- S
Storage pockets	Front doors	S S
SEATS		
Front seats	Seat height adjuster (driver's side)	- S
	Seatback pocket (passenger's side)	- S
Rear seats	60:40-split single-fold	S S
	Head restraint x 3	S S
Seat upholstery material	Fabric	S -
	Fabric with orange stitching**	- S
	Fabric with titanium stitching**	- S
LUGGAGE AREA		
Luggage area cover		S S

Engine	Petrol	
	1.2L	
Drive system	2WD	
Transmission	5MT/CVT	
Grade	GL	GLX
SAFETY, SECURITY, AND ENVIRONMENTAL COMPATIBILITY		
ABS with EBD function		S S
SRS front dual airbags		S S
Pedal release system	Brake & clutch	S S
Seatbelts	Front: 3-point ELR seatbelts with pretensioners, force limiters	S S
	Rear: 3-point ELR seatbelts x 3	S S
ISOFIX child seat anchorages	x2	S S
Child seat tether anchorages	x2	S S
Childproof rear door locks		S S
Side impact door beams		S S
Immobiliser		S S
CVT shift lock		S S
DRL (daytime running lamps)		- S
High-mount stop lamp	LED	S S

S : Standard O : Option O¹ : Set option - : Not Available

** Bluetooth is a registered trademark of Bluetooth SIG, Inc.
** Dependant on exterior colour.

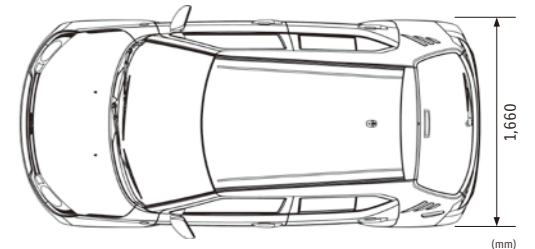
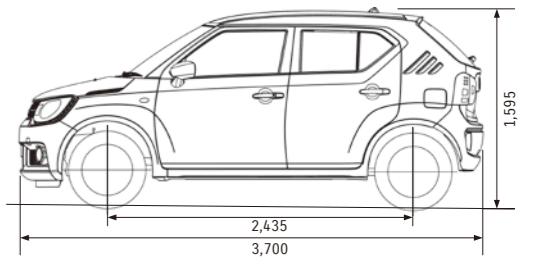
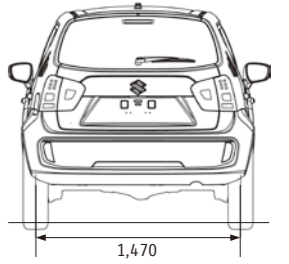
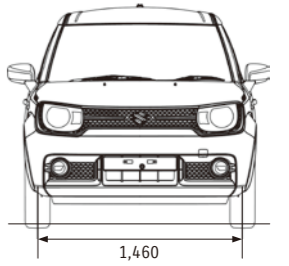
Major Specification

Engine	5-door	
	1.2L	
Drive system	2WD	
Grade	GL	GLX
DIMENSIONS		
Overall length	mm	3,700
Overall width	mm	1,660
Overall height	mm	1,595
Wheelbase	mm	2,435
Tread	Front	mm 1,460
	Rear	mm 1,470
Minimum turning radius* ¹	m	4.7
Minimum ground clearance	mm	180
CAPACITIES		
Seating capacity	persons	5
Fuel tank capacity	litres	32
Luggage capacity* ¹	Max. volume* ²	litres 1,101
	Rear seatback folded* ²	litres 505
	Rear seatback raised* ²	litres 271
ENGINE		
Type	K12M	
Number of cylinders	4	
Number of valves	16	
Piston displacement	cm ³	1,197
Bore x stroke	mm	73.0 x 71.5
Compression ratio	11.0	
Maximum output	kW/rpm	61/6,000
Maximum torque	N·m/rpm	113/4,200
Fuel distribution	Multipoint injection	
TRANSMISSION		
Type	5MT CVT	
Gear ratio	1st	3.545
	2nd	1.904
	3rd	1.240
	4th	0.914
	5th	0.717
	Reverse	3.272
Final gear ratio		4.388
CHASSIS		
Steering	Rack & Pinion	
Brakes	Front	Ventilated disc
	Rear	Drum, leading and trailing
Suspension	Front	MacPherson strut with coil spring
	Rear	Torsion beam with coil spring
Tyres	175/65R15, 175/60R16	
WEIGHTS		
Kerb weight (min./with full option)	kg	815/845
Gross vehicle weight	kg	1,330
PERFORMANCE		
Maximum speed* ¹	km/h	170
0-100km/h* ¹	sec	11.5

Specifications may vary for individual markets.

*¹ Manufacturer data

*² Measured by VDA method



(mm)