

THE BOLD NEW AGE







ALL-NEW ISUZU

D-MAX

EXTENDED CAB SPECIFICATIONS

Introducing the All-New ISUZU D-MAX, our Boldest Bakkie yet.

MODEL SHOWN: D-MAX 1.9 Extended Cab LS

www.isuzu.co.za    

ISUZU

With you, for the long run

ISUZU'S legendary commitment to excellence, combined with the latest in cutting-edge technology, has produced a truly exceptional addition to its range – the all-new ISUZU D-MAX.

When the going gets tough, you can rely on the new ISUZU D-MAX Extended Cab to have your back. Hard-working and economical, it also offers the perfect combination of cabin storage and load space.



ISUZU D-MAX EXTENDED CAB SPECIFICATIONS

MODELS	D-MAX 1.9 Ddi	D-MAX 1.9 Ddi L	D-MAX 1.9 Ddi LS	D-MAX 1.9 Ddi LS A/T	D-MAX 3.0 Ddi LSE A/T	D-MAX 3.0 Ddi 4X4 LSE A/T
ENGINE						
Engine Code	RZ4E-MID	RZ4E-MID	RZ4E-MID	RZ4E-MID	4JJ3	4JJ3
Displacement (cc)	1 898	1 898	1 898	1 898	2 999	2 999
No. of Cylinders	4	4	4	4	4	4
Compression Ratio	16.5:1	16.5:1	16.5:1	16.5:1	16.3:1	16.3:1
Bore X Stroke (mm)	80 X 94.4	80 X 94.4	80 X 94.4	80 X 94.4	95.4 X 104.9	95.4 X 104.9
No. of Valves	16	16	16	16	16	16
Power (kW) @ r/min	110 @ 3 600	110 @ 3 600	110 @ 3 600	110 @ 3 600	140 @ 3 600	140 @ 3 600
Torque (Nm) @ r/min	350 @ 1 800 – 2 600	350 @ 1 800 – 2 600	350 @ 1 800 – 2 600	350 @ 1 800 – 2 600	450 @ 1 600 – 2 600	450 @ 1 600 – 2 600
Turbocharger	Standard	Standard	Standard	Standard	Standard	Standard
800 mm Water Depth Protection	Standard	Standard	Standard	Standard	Standard	Standard
Pre-Air Cleaner	Standard	Standard	Standard	Standard	Standard	Standard
ACG (90 A)	Standard	Standard	Standard	Standard	Standard	Standard
ACG with with Intelligent Battery System (IBS)	Standard	Standard	Standard	Standard	Standard	Standard
Intercooler	Standard	Standard	Standard	Standard	Standard	Standard

FUEL CONSUMPTION¹						
Combined Cycle (Litres/100 km)	7.1	7.1	7.1	7.3	7.9	7.9
Combined CO ₂ Emissions (g/km)	186	186	186	192	208	208
Fuel Type	Diesel	Diesel	Diesel	Diesel	Diesel	Diesel

TRANSMISSION						
Transmission Type	6-Speed Manual	6-Speed Manual	6-Speed Manual	6-Speed Automatic	6-Speed Automatic	6-Speed Automatic
Gear Ratio: 1st	4.942	4.942	4.942	3.600	3.600	3.600
Gear Ratio: 2nd	2.686	2.686	2.686	2.090	2.090	2.090
Gear Ratio: 3rd	1.527	1.527	1.527	1.488	1.488	1.488
Gear Ratio: 4th	1.000	1.000	1.000	1.000	1.000	1.000
Gear Ratio: 5th	0.749	0.749	0.749	0.687	0.687	0.687
Gear Ratio: 6th	0.634	0.634	0.634	0.580	0.580	0.580
Gear Ratio: Reverse	4.597	4.597	4.597	3.732	3.732	3.732
4WD Selector	-	-	-	-	-	Standard
Low Range Ratio	-	-	-	-	-	2.482

FRONT DIFFERENTIAL						
Shift on the Fly up to 100 km / hour	-	-	-	-	-	Standard
Axle Ratio: Final Drive	-	-	-	-	-	3.727

REAR DIFFERENTIAL						
Differential Lock	-	-	Standard	Standard	Standard	Standard
Axle Ratio: Final Drive	4.1	4.1	4.1	4.1	3.727	3.727

CHASSIS DESIGN						
Front Wheel Suspension	High Mounting	High Mounting	High Mounting	High Mounting	High Mounting	High Mounting
Rear Wheel Suspension	Leaf Spring Overslung	Leaf Spring Overslung	Leaf Spring Overslung	Leaf Spring Overslung	Leaf Spring Overslung	Leaf Spring Overslung
Shock Absorbers	Twintube Gas Pressurised	Twintube Gas Pressurised	Twintube Gas Pressurised	Twintube Gas Pressurised	Twintube Gas Pressurised	Twintube Gas Pressurised
Suspension	High-Ride	High-Ride	High-Ride	High-Ride	High-Ride	High-Ride
Skid Plate Guard Front	Standard	Standard	Standard	Standard	Standard	Standard
Skid Plate Guard Rear	Standard	Standard	Standard	Standard	Standard	Standard
Transfer Case Guard	-	-	-	-	-	Standard
Oil Pan Guard	Standard	Standard	Standard	Standard	Standard	Standard

MODELS	D-MAX 1.9 Ddi	D-MAX 1.9 Ddi L	D-MAX 1.9 Ddi LS	D-MAX 1.9 Ddi LS A/T	D-MAX 3.0 Ddi LSE A/T	D-MAX 3.0 Ddi 4X4 LSE A/T
INTERIOR FEATURES						
Floor Tunnel Console with Integrated Cupholder	Standard	Standard	Standard	Standard	Standard	Standard
Centre Console Storage Box with Lid	-	-	Standard	Standard	Standard with Soft Pad with Stitch	Standard with Soft Pad with Stitch
Driver Footrest	Standard	Standard	Standard	Standard	Standard	Standard
In-floor Storage	Standard	Standard	Standard	Standard	Standard	Standard
Window Operation	Manual Front	Power Front with Driver One-Touch, Jam Protection and Timer	Power Front with Driver One-Touch, Jam Protection and Timer	Power Front with Driver One-Touch, Jam Protection and Timer	Power Front with Driver One-Touch, Jam Protection and Timer	Power Front with Driver One-Touch, Jam Protection and Timer
Rear Window	Fixed without Defogger	Fixed without Defogger	Fixed without Defogger	Fixed without Defogger	Fixed with Defogger	Fixed with Defogger
Fuel Flap Remote Opener	Standard	Standard	Standard	Standard	Standard	Standard
Ventilator Grille with Shutter (Fin Shut)	Standard	Standard	Standard	Standard	Standard	Standard

INFOTAINMENT						
Audio System	AM/FM Radio, CD player, USB, Clock, Bluetooth® - Audio Streaming and Hands-Free Phone	AM/FM Radio, CD player, USB, Clock, Bluetooth® - Audio Streaming and Hands-Free Phone	AM/FM Radio, 7" Touch Screen, Bluetooth® - Audio Streaming, Apple CarPlay® and Android Auto, Wi-Fi and Hands-Free Phone	AM/FM Radio, 7" Touch Screen, Bluetooth® - Audio Streaming, Apple CarPlay® and Android Auto, Wi-Fi and Hands-Free Phone	AM/FM Radio, 9" Touch Screen, Bluetooth® - Audio Streaming, Apple CarPlay® and Android Auto, Wi-Fi and Hands-Free Phone	AM/FM Radio, 9" Touch Screen, Bluetooth® - Audio Streaming, Apple CarPlay® and Android Auto, Wi-Fi and Hands-Free Phone
USB Port (Music Playback and Device link)	Standard	Standard	Standard	Standard	Standard	Standard
Speakers	2	4	6	6	6	6
Antenna	Standard	Standard	Standard	Standard	Standard	Standard

OPTIONS						
17" Alloy Wheel	Available	Available	-	-	-	-
18" Alloy Wheel & 265 / 60 R18 Tyre (All Terrain)	-	-	Available	Available	-	-
18" Alloy Wheel & 265 / 60 R18 Tyre (H/T Terrain)	-	-	Available	Available	Available	Available
Differential Lock	Available	Available	-	-	-	-
Hub Cap Alloy Wheel	Available	Available	-	-	-	-
Spare Tyre Alloy	-	-	Available	Available	-	-
Sports Bar - Black	-	Available	Available	Available	-	-
Sports Bar - Chrome	-	Available	Available	Available	-	-
Rear Sliding Window	Available	Available	Available	Available	Available	Available
Partial Leather Seat with Manual Adjustment	-	-	Available	Available	-	-
Body Colour Rear & Front Bumper	-	Available	-	-	-	-
Safari Beige	Available	Available	Available	Available	-	-
Safari Beige with black rear Step	-	-	Available	Available	-	-

WARRANTY / SERVICE INTERVALS						
Warranty and Roadside Assistance	5 Years / 120 000 km	5 Years / 120 000 km	5 Years / 120 000 km	5 Years / 120 000 km	5 Years / 120 000 km	5 Years / 120 000 km
Anti-corrosion warranty	5 years / unlimited km	5 years / unlimited km	5 years / unlimited km	5 years / unlimited km	5 years / unlimited km	5 years / unlimited km
Service plan	5 years / 90 000 km	5 years / 90 000 km	5 years / 90 000 km	5 years / 90 000 km	5 years / 90 000 km	5 years / 90 000 km
Service intervals	12 months / 15 000 km	12 months / 15 000 km	12 months / 15 000 km	12 months / 15 000 km	12 months / 15 000 km	12 months / 15 000 km

(#1) Fuel Economy and CO2 data as per ECE R101 / SANS 20101 regulation. Note that the actual fuel consumption will depend on many factors including the driver's driving habits, prevailing conditions and the vehicle's equipment, condition and use.

(#2) Towing capacity subject to South African Road Traffic Act. The weight of the towing vehicle including trailer towball load must not exceed the Gross Vehicle Mass (GVM). The combined weight of the fully loaded vehicle and trailer must not exceed the Gross Combination Mass (GCM). Maximum individual axle loads (GA1 and GA2) must not be exceeded. (e.g.: if a 3.0L Diesel is towing 3,500kg its maximum Vehicle mass is 2,500kg in order to be within GCM).





The display cluster is also linked to the infotainment system to reduce eye movement during driving and features second-row seatbelt reminders, allowing safety checks without the driver turning around.





ALL-NEW ISUZU
D-MAX

D-MAX STANDARD

D-MAX COLOURS

ISUZU D-MAX Standard, and L available in following colours Splash White, Mercury Silver, Red Spinel, Blue Me Away, Onyx Black.

Value offering Safari Beige available on ISUZU D-MAX Standard, L and LS models.

ISUZU D-MAX LS, LSE available in following colours Splash White, Mercury Silver, Red Spinel, Blue Me Away, Onyx Black and Islay Gray.

The D-MAX Standard trim level comes with generous levels of spec. Herewith a summary of the noteworthy specifications:

INTERIOR

Manual 4-Way Adjustable Canvas Bucket Seats with Large Occupant Cushion Pad & Integrated Headrest (Extended Cab), **Tilt & Telescopic Steering**, Urethane Steering Wheel & Gear Shift Lever, Day/Night Inside Rear View Mirror, Driver & Passenger Sun Visor, Manual Aircon, Short Floor Console with Tray, Vinyl Floor Trim, Manual Door Locks, 12V Power Outlet.

EXTERIOR

17" Steel Wheels, Dark Grey Radiator Grille, **Variable Intermittent Front Wiper**, Black Exterior Door Handles.

Black Outside Rear-View Mirror with Manual Adjust, Bulb Rear Combination Lamps, Black Front Bumper, Black Rear Bumper, Fixed Rear Window without Defogger, Front & Rear Mudflaps.

TECH

AM/FM Radio (2DIN) with CD Player, Bluetooth®, USB with 2 Speakers, Halogen Headlamps with Follow Me Home.

SAFETY

Anti-Lock Braking System with Electronic Brake Force Distribution & Brake Assist, Brake Override Accelerator, Electronic Stability Control with Hill Start Assist, Hill-Descent Control, Trailer Sway Control, Driver & Passenger Airbags, **Centre High Mounted Stop Lamp with Emergency Stop Signal**, Immobiliser, Lockable Glovebox.

PERFORMANCE

Available with a 1.9 Litre Turbo Diesel Engine mated with 6-Speed Manual Transmission, a 4X2 Drive Configuration and Hydraulic Power Steering.

D-MAX L

The D-MAX L trim level comes with the same features as the Standard level, but also includes the following additional specifications.

INTERIOR

Manual 6-Way Adjustable Cloth Seat with Integrated Headrest, Carpet Floor Trim with Heel Pad & Tibia Pad, Driver & Passenger Sun Visor with Passenger Vanity Mirror, Urethane Steering Wheel with Audio Controls, Power Windows with Driver Auto Up/Down, Jam Protection and Timer.

EXTERIOR

17" Steel Wheels, Black Outside Rear-View Mirror with Power Adjust, Full Centre Floor Console with Lid, and **Black Side Steps**.

SAFETY

Anti-theft Alarm, ISOFIX Child-Seat Anchorage with Top Tether, Power Door Lock with Remote Keyless Entry & Speed Sensing Door lock.

PERFORMANCE

Available with a 1.9 Litre Turbo Diesel Engine mated with 6-Speed Manual Transmission and 4X2 Drive Configuration.



ALL-NEW ISUZU
D-MAX

Specifications in black have been added to the new D-MAX.



Front Seat Manual 6-Way Adjustable Cloth Seat



D-MAX LS

The D-MAX LS trim level comes with the same features as the L level, but also includes the following additional specifications:

INTERIOR

Leather Steering Wheel with Audio & Cruise Controls, Manual 6-Way Adjustable Cloth Bucket Seats with Separate Headrest, Overhead Console with Map Lamps and Sunglasses Holder.

EXTERIOR

17" Alloy Wheels, Halogen Front Fog Lamps, Halogen Headlamps with Manual Levelling, Halogen Daytime Running Lights, Body Colour Outside Rear-View Mirror with Power Adjust & Turn Signal, Body Colour Exterior Door Handles, Body Colour Front & Rear Bumpers, Medium Grey Metallic Radiator Grille, Black Side Steps.

TECH

7" Touchscreen, AM/FM Radio with Bluetooth®, USB, WiFi, 6 Speakers, Auto Cruise Control, Rear Park Assist and Rear View Camera.

SAFETY

Airbags: Driver, Passenger, Seat Side, Curtain & Driver Knee. Ultrasonic Alarm.

PERFORMANCE

Available with a 1.9 Litre Turbo Diesel Engine mated with 6-Speed Manual or 6-Speed Automatic Transmissions and 4X2 Drive Configuration.



Specifications in black have been added to the new D-MAX.



Front Seat 8 Way Power Driver, Power Lumbar Support Driver



Image shown is for trim-level reference only.

D-MAX LSE

The D-MAX LSE trim level comes with the same features as the LS level, but also includes the following additional specifications:

INTERIOR

8 Way Power Driver, Power Lumbar Support Driver with Separate Headrest & Passenger Sun Visor with Illuminated Vanity Mirror, Leather Gear Shift Lever, Dual Zone Automatic Air Conditioner, Fixed Rear Window with Defogger, Full Centre Floor Console with Soft Pad Lid.

EXTERIOR

18" Alloy Wheels, LED Front Fog Lamps, LED Daytime Running Lights, LED Headlamps with Automatic Levelling, Auto On/Off, LED Taillights with Rear Fog Lamps, Chrome Outside Rear-View Mirror with Power Adjust & Fold, Heated and with Turn Signal, Chrome Exterior Door Handles, Chrome Radiator Grille, 3.5T Tow Bar, Chrome Tubular Sports Bar.



Image shown is for trim-level reference only.

TECH

9" Touchscreen, AM/FM Radio, Bluetooth®, USB, WiFi, 6 Speakers, Auto Rain-Sensing Wipers, Front & Rear Park Assist, Passive Entry Start System, Tyre Pressure Monitoring System (Inflation Detection).

ADAS SAFETY FEATURES

Blind Spot Monitor, Rear Cross Traffic Alert, Rear Radar.

PERFORMANCE

Available with a 3.0 Litre Turbo Diesel Engine mated with 6-Speed Automatic Transmission and 4X2 or 4X4 Drive Configurations, Differential Lock.



Image shown is for trim-level reference only.

Specifications in black have been added to the new D-MAX.

ALL-NEW ISUZU
D-MAX

BOLD IS PEACE OF MIND

WARRANTY & ROADSIDE ASSISTANCE: 5 Years / 120 000 km

ANTI-CORROSION WARRANTY: 5 Years / Unlimited km

SERVICE PLAN: 5 Years / 90 000 km with Service Intervals of
12 months / 15 000 km

ISUZU

**COMPLETE
CARE**

24/7 CALL CENTRE: Toll free within South Africa and also available in neighbouring countries. **TOWING SERVICE OR TECHNICAL ASSISTANCE:** In the event of a vehicle breakdown, Isuzu will arrange for towing to the closest dealership for diagnosis and repairs. Where possible, roadside repair will be carried out, with the assistance of an Isuzu dealership or Roadside Assistance technician. **ACCOMMODATION OR RENTAL CAR:** Should you be stranded further than 100 km from your home or destination due to the breakdown or resulting repair work, a FREE rental car or FREE overnight accommodation will be provided. A fuel deposit (fully refundable on return of the vehicle with a full tank) is payable for rental cars supplied, while fuel and toll costs incurred during the rental are for your own account. **SAFETY AT ROADSIDE:** Should you feel unsafe, a security vehicle (depending on availability) will be dispatched for your protection. **OVERNIGHT STORAGE:** Will be provided for your vehicle if required. **REPATRIATION OF YOUR VEHICLE:** Upon completion of repairs, to your home or closest dealer, if further than 100 km from home. **FLAT TYRE ASSISTANCE:** In the event of a flat tyre, we offer assistance with the tyre change. **KEYS LOCKED IN:** Assistance provided here too. **FUEL ASSISTANCE:** You pay only for the fuel supplied. **COMMUNICATION OF URGENT MESSAGES:** Including assistance with directions, to family members. **INFORMATION SERVICES:** Explanation of vehicle warning systems, as well as location of closest dealer, filling station or where to get a new tyre.

ISUZU | *Driving Academy*



South Africa is a beautiful and unique country, and exploring it takes more than just a vehicle and driver's licence. If you are considering purchasing a lifestyle vehicle, come and experience a day at our ISUZU DRIVING ACADEMY to assist in your selection.

We will teach you to conquer the extraordinary, the exciting and the hazardous.

- One-day 4X4 Off-Road
- Two-day Advanced 4X4 Off-Road
- Defensive Advanced On-Road
- Truck Training
- Corporate, Team Building and Year-end Events



Disclaimer: The information contained in this document was accurate at the time of going to print November 2023 Specifications and equipment are subject to change without prior notice. Some illustrations in this document feature special equipment that is not included in standard delivery, and can be purchased at an additional cost. Vehicles may differ from images shown. Printed colours may vary from actual. Errors and omissions excepted. Terms and conditions apply. Please contact your ISUZU retailer for exact information.