



**SWIFT**  
*Sport*



Way of Life!

A yellow Swift Sport car is shown from the front right, driving on a dark road. The background is heavily blurred, suggesting high speed. The car's headlight and front grille are visible.

## **RUN YOUR OWN RACE**

It's bold, unapologetic, and turbo charged.  
The new Swift Sport will give you the edge  
you need to jump ahead, if you're ready for it.  
With all its power and striking looks, you'd better  
get used to standing out, and stepping up.

There's only one way to drive the Swift Sport.

# **You've gotta OWN IT.**







## RELAXED BUT READY

The third generation Swift Sport's interior is sporty with bold red accents. Its short, wide stance is muscular and dynamic, creating a sensation of acceleration. The exclusive semi-bucket seats and well-placed pedals will give you striking control.







## THEY CAN'T IGNORE YOU

Inside the Swift Sport, the accent colours cross from red to black. The meter cluster comes with a red tachometer and a dark silver speedometer. A dimpled D-shaped steering wheel and stainless-steel pedals add to the vehicle's ultimate sportiness.

A 4.2-inch colour display in the centre shows the oil temperature and boost gauge graphics. The "Sport" logo is embossed on the semi-bucket seats which provide plenty of lateral support, especially when you're making a high-speed turn.



## AUDIO SYSTEM WITH REVERSE CAMERA

A high-contrast, 7-inch Smartphone Linkage Display Audio system lets you connect your mobile phone for seamless control using Apple Car Play or Android Auto. The touchscreen system comes with reverse camera and allows for hands-free mobile use and wireless music enjoyment. Now you can catch up with friends and listen to your favourite playlist without taking your eyes off the road.







## **BOLD, SHARP AND PASSIONATE DESIGN**

The new front grille and bumper is striking and assertive. Dual exhaust pipes convey potent engine performance.



# **MAXIMUM 230NM TORQUE FROM 1.4 BOOSTERJET ENGINE**

The Swift Sports boasts highly responsive acceleration thanks to the newly installed downsized turbo engine's powerful 230Nm torque. Choose between a smooth shifting six-speed manual transmission or a brisk accelerating six-speed automatic transmission.





**Beast mode on**



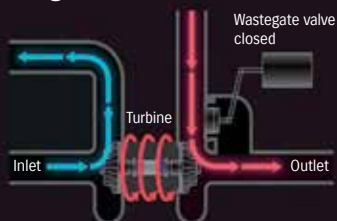
## 1.4 BOOSTERJET ENGINE

The third generation Swift Sport comes with a compact 1.4 BOOSTERJET direct injection turbo engine. The intercooled turbocharger forces pressurised air into cylinders and enables the engine to maximise torque in the low engine rev range, even at 2500rpm.

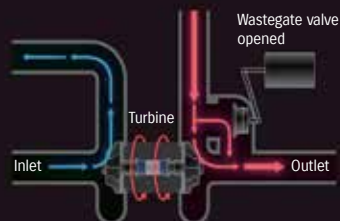
The wastegate valve controls turbo boost pressure by opening or closing the gate, dramatically quickening response and lowering fuel consumption. The direct injection system further enhances fuel efficiency by optimising control of the amount, timing and pressure of injected fuel. In addition, a short port intake manifold and exhaust manifold with integrated cylinder head, allow for a light, compact engine design and faster acceleration.



### Wastegate valve



Closed for normal driving, it helps apply higher boost pressure to achieve excellent torque response.



Opened for cruising, it prevents overpressure and suppresses fuel consumption.



## **SIX-SPEED MANUAL OR AUTOMATIC TRANSMISSION**

The smooth-shifting six-speed manual transmission maximises the performance of the compact turbo engine. Shifting is sporty, with just the right resistance, thanks to short shift strokes and the adoption of a third-gear, double-cone synchroniser. Clutch operation is also enhanced through an optimised engagement point for better control in all driving conditions.

The six-speed automatic transmission with optimised gear ratios enables brisk acceleration and sporty performance. Paddle shifters make shifting quick at your fingertips. Upshifting is prevented directly following accelerator pedal release so the car responds swiftly without knockdown the next time you press the pedal, such as when exiting a corner.



# Like a Boss



**THE SWIFT SPORT'S  
PEDAL ACTION EVOKES  
IMMEDIATE ENGINE  
RESPONSE WHILE ITS  
STABLE HANDLING  
AROUND TIGHT  
CORNERS LETS YOU  
FEEL AT ONE WITH  
THE CAR.**





# ULTRALIGHT 970KG KERB WEIGHT & SUPERIOR TORQUE- TO-WEIGHT RATIO

The body of the new Swift Sport is lighter and more rigid for drivers to maintain steering control at any speed. The suspension system has been dramatically enhanced to provide clear feedback regarding road and traction conditions. The braking system too is refined and reinforced to cope with the higher power and speed. Together with chassis and suspension performance, these factors set the tone for a sporty and exhilarating drive.

**LET'S GO!**



Monroe® MacPherson strut  
on the front suspension



Torsion beam rear  
suspension with specially  
designed trailing arm



# TIME FOR RESULTS



## HANDLING AND TRACTION

The Swift Sport's HEARTECT Platform features a high-rigidity frame to enhance collision safety and heighten driving performance, while its light 970kg weight advances driving stability. Monroe® front struts and rear shock absorbers were adopted for the suspension system, while the stabiliser was exclusively adapted for better axle support.

The coil spring tuning strikes an optimal balance between flexibility of movement and high roll stiffness without excessively increasing the compressibility of the spring. All in all, the new Swift strikes an outstanding balance between exhilarating manoeuvrability and road holding performance. 16-inch thin-spoke polished alloy wheels complete the car's sharp styling.

\*Monroe® is a registered trademark of Tenneco Automotive.

16-inch ventilated front disc brakes



15-inch solid rear disc brakes



## BRAKING PERFORMANCE

With great power comes great responsibility, which is why the new Swift Sport employs 16-inch ventilated front disc brakes and 15-inch solid rear disc brakes to complement ABS and EBD braking technology.





**Get the edge.  
Jump ahead.**





# SAFETY AND UTILITY

Suzuki's safety technology supports you in emergency situations, while our convenient utility features provide ample luggage and storage space.



## SIX AIRBAGS FOR COLLISION SAFETY

The new Swift Sport features standard SRS airbags for the driver and front passenger, side airbags that reduce impact on the chest in side collisions, and curtain airbags that reduce impact to the head.



## TOTAL EFFECTIVE CONTROL TECHNOLOGY (TECT) BODY

Thanks to the new-generation platform, the impact-absorbing TECT body has evolved to absorb and disperse the energy of impact away from passengers in the event of an unavoidable collision. Extensive use of high-tensile steel makes the body especially strong and light.

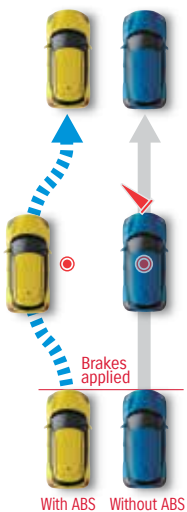
## INJURY MITIGATION FOR PEDESTRIANS

In the unfortunate event of a collision with a pedestrian, impact-absorbing features in the bonnet, cowl top, wiper system and front bumper help minimise pedestrian head and leg injury.

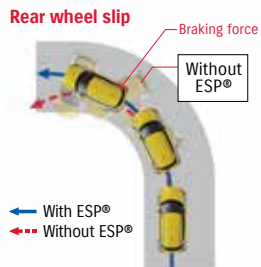
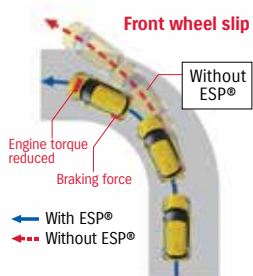


- 1. Impact-absorbing cowl top
- 2. Impact-absorbing wiper system
- 3. Impact-absorbing bonnet hinges
- 4. Impact-absorbing bonnet
- 5. Impact-absorbing bumper





With ABS Without ABS



## ANTI-LOCK BRAKING SYSTEM (ABS) WITH ELECTRONIC BRAKE FORCE DISTRIBUTION (EBD) FOR SUPPORTING DRIVER BRAKING\*

ABS is a system that optimally controls braking force by detecting the rotation of each wheel through the use of sensors. It prevents the tyres from locking, which can easily occur in sudden braking or on slippery surfaces, and heightens the driver's ability to avoid obstacles through steering. Furthermore, EBD optimally distributes front and rear braking force to help stop the vehicle in a stable way.

\*ABS is a system that assists the driver during braking. It does not eliminate the need to drive safely, for example by slowing down when approaching a corner.

## ESP® (ELECTRONIC STABILITY PROGRAMME)

If the ESP® detects wheel slipping, for instance, when the driver turns the steering wheel sharply and/or the road is slippery, it automatically effects control over the engine torque and brakes to suppress the wheel slip and help the driver stay in directional control.

## HILL HOLD CONTROL\*

When starting the Swift Sport on a slope, hill hold control helps prevent the vehicle from rolling backward by engaging the brakes for up to approximately two seconds after you remove pressure on the brake pedal to depress the accelerator.

\*Available in AT models only.



## SPACE TO GROW

The new Swift Sport has 60/40 split folding rear seats to extend the versatility of the cabin and even accommodate very large loads. Several compartments are within reach, and a USB port near the smartphone tray is very practical over the long run.

## MAJOR SPECIFICATIONS

Number of doors	5-door
Engine	Petrol, 1.4ℓ BOOSTERJET
Drive system	2WD

## DIMENSIONS

Overall length (mm)	3 890
Overall width (mm)	1 735
Overall height (mm)	1 495
Wheelbase (mm)	2 450
Minimum turning radius (m)	5.1
Minimum ground clearance (mm)	120

## CAPACITIES

Seating capacity		5 persons
Fuel tank capacity		37ℓ
Luggage capacity (litres)	Maximum volume (fixed rear seat)	918
	Rear seatback folded (VDA method)	556
	Rear seatback raised (VDA method)	242

## ENGINE

Type	K14C
Number of cylinders	4
Number of valves	16
Piston displacement (cm³)	1 373
Bore x stroke (mm)	73.0 x 82.0
Compression ratio	9.9
Maximum output (kW/rpm)	103/5 500
Maximum torque (Nm/rpm)	230/2 500 ~ 3 500
Fuel distribution	Direct injection

TRANSMISSION

Type		6MT	6AT
Gear ratio	1 <sup>st</sup>	3.615	4.044
	2 <sup>nd</sup>	2.047	2.370
	3 <sup>rd</sup>	1.518	1.555
	4 <sup>th</sup>	1.156	1.159
	5 <sup>th</sup>	0.918	0.851
	6 <sup>th</sup>	0.794	0.672
	Reverse	3.481	3.193
Final gear ratio		3.944	3.683

CHASSIS

Steering		Rack and pinion
Brakes	Front	Ventilated disc
	Rear	Disc
Suspension	Front	MacPherson strut with coil spring
	Rear	Torsion beam with coil spring
Tyres and wheels tread (mm)	Front: 195/50R16 + polished alloy wheels	1 510
	Rear: 195/50R16 + polished alloy wheels	1 515
Spare tyre and wheel (for temporary use only)		T135/70R15 + steel wheel

WEIGHTS

Kerb weight (minimum/with full option) (kg)	970	995
Gross vehicle weight (kg)	1 445	

PERFORMANCE

Maximum speed (km/h)	205	205
0-100km/h (sec)	8.0	8.0



## MAJOR EQUIPMENT

GRADE	SPORT
TRANSMISSION	6MT/6AT

### EXTERIOR

Exclusive front bumper and grille		⌘
Exclusive rear bumper		⌘
Side under spoiler		⌘
Rear end spoiler		⌘
Dual exhaust pipes		⌘
Black-coloured A and B pillars		⌘
Outside door handles	Body coloured	⌘
Tailgate opener	Electromagnetic	⌘

### VISIBILITY

Headlamps	LED projector	⌘
Automatic lamps		⌘
Rear combination lamps	LED	⌘
Fog lamps	Front	⌘
Position lamps	LED	⌘
Green-tinted windows		⌘
Wipers	Front: 2 speeds (low, high) + adjustable intermittent + washer	⌘
	Rear: 1 speed + intermittent + washer	⌘
Rear window demister		⌘
Outside door mirrors	Body coloured	⌘
	Electrical adjust	⌘
	Electrical fold	⌘
	With built-in turn signal lamp	⌘
Day/night rearview mirror		⌘

### STEERING AND INSTRUMENT PANEL

3-spoke steering wheel	Leather covered	⌘
	With audio controls	⌘

STEERING AND INSTRUMENT PANEL (CONTINUED)

3-spoke steering wheel (continued)	With cruise control	⌘
	With hands-free phone control	⌘
	With paddle shift	⌘ (6AT)
	Tilt-adjust	⌘
	Telescopic-adjust	⌘
Power steering		⌘
Tachometer		⌘
Information display	4.2-inch colour LCD	⌘
	Clock	⌘
	Outside temperature gauge	⌘
	Fuel consumption gauge (instantaneous/average)	⌘
	Gear position indicator	⌘ (6AT)
	Driving range	⌘
	Oil temperature gauge	⌘
	Boost gauge	⌘
	Average speed	⌘
Lights-off and key reminder	Alarm	⌘
Driver's seatbelt reminder	Lamp & alarm	⌘
Passenger's seatbelt reminder	Lamp & alarm	⌘
Door ajar reminder	Lamp	⌘
Low fuel warning	Lamp	⌘

DRIVING AMENITIES

Electric windows	Front	⌘
	Rear	⌘
Central door locking	Switch on driver's side	⌘
Remote-control door locks	With hazard lamp answer-back function	⌘
Keyless push start system		⌘
Air conditioner	Automatic	⌘
Heater		⌘
Pollen filter		⌘
Audio	Antenna (mounted at rear of roof)	⌘
	Front speakers	⌘

GRADE	SPORT
TRANSMISSION	6MT/6AT

DRIVING AMENITIES (CONTINUED)

Audio (continued)	Rear speakers	⌘
	Front tweeters	⌘
	7" touchscreen infotainment system with smartphone connectivity and reverse camera	⌘
Cruise control		⌘

INTERIOR

Cabin lights	Front map light (3-position)	⌘
Sun visors	Driver's side	⌘
	- with ticket holder + vanity mirror	⌘
	Passenger's side	⌘
	- with ticket holder + vanity mirror	⌘
Assist grips	Passenger's side	⌘
	Rear x2	⌘
Cup holders	Front x2	⌘
	Rear x1	⌘
Bottle holders	Front x2	⌘
	Rear x2	⌘
Centre-lower box		⌘
Shift knob	Piano black with chrome accent	⌘ (6AT)
	Black with satin chrome accent	⌘ (6AT)
Parking brake release button	Chrome	⌘
USB port and AUX input	Console box	⌘
12V accessory socket	Console box	⌘
Foot rest	Driver's side	⌘
Remote fuel lid opener		⌘
Front door trim insert	Fabric	⌘
Inside door handles	Chrome	⌘
Storage pockets	Front doors	⌘



SEATS

Front seats	Seat height adjuster (driver's side)	✂
	Head restraints (Sport integrated type)	✂
	Seatback pocket (passenger's side)	✂
Rear seats	60:40-split single-fold	✂
	Head restraint x3 (separate type)	✂
Seat upholstery material	Sport exclusive fabric	✂

LUGGAGE AREA

Luggage shelf	✂
Luggage area light	✂

SAFETY, SECURITY, AND ENVIRONMENTAL COMPATIBILITY

SRS front dual airbags		✂
SRS side airbags	Front	✂
SRS curtain airbags		✂
Pedal release system	Brake and clutch	✂
Seatbelts	Front: 3-point ELR seatbelts with pretensioners and force limiters	✂
	- with shoulder height adjusters	✂
	Rear: 3-point ELR seatbelts	✂
ISOFIX child seat anchorages	x2	✂
Child seat tether anchorages	x2	✂
Childproof rear door locks		✂
Side impact door beams		✂
ABS (with EBD function)		✂
ESP®*		✂
Hill hold control		✂ (6AT)
AT shift lock/key interlock		✂ (6AT)
DRL (daytime running lights)	LED (integrated in headlamps)	✂
High-mount stop lamp		✂
Immobiliser		✂
Security alarm	Door	✂

\*ESP is a registered trademark of Daimler AG.

# Style pushing the limits

This car exudes confidence. It says I'm in control and I steer my life with the same precise manoeuvrability as I do my car. From sporty drivability all the way to safe, practical performance – the new Swift Sport has your back.

## ACCESSORIES





1



2



3



4



5



## EXTERIOR

- 1 | **Hood decal**  
Black  
**Part No. 99230-68R00-101**  
Grey  
**Part No. 99230-68R00-102**
- 2 | **Side decal**  
Black  
**Part No. 99230-68R10-101**  
Grey  
**Part No. 99230-68R10-102**
- 3 | **Fender decal**  
Black  
**Part No. 99230-68R20-101**  
Grey  
**Part No. 99230-68R20-102**
- 4 | **Pillar decal**  
Black  
**Part No. 99230-68R30-101**  
Grey  
**Part No. 99230-68R30-102**
- 5 | **Door mirror cover**  
Super Black Pearl (ZMV) right side  
**Part No. 84718-52R40-ZMV**  
Super Black Pearl (ZMV) left side  
**Part No. 84728-52R40-ZMV**  
Burning Red Pearl Metallic (ZWP) right side  
**Part No. 84718-52R40-ZWP**  
Burning Red Pearl Metallic (ZWP) left side  
**Part No. 84728-52R40-ZWP**  
Speedy Blue Metallic (ZWG) right side  
**Part No. 84718-52R40-ZWG**  
Speedy Blue Metallic (ZWG) left side  
**Part No. 84728-52R40-ZWG**  
Premium Silver Metallic (ZNC) right side  
**Part No. 84718-52R40-ZNC**  
Premium Silver Metallic (ZNC) left side  
**Part No. 84728-52R40-ZNC**



- 6 | Gold emblem  
'S' front  
Part No. 99239-53R10-000
- 7 | Gold emblem  
'SUZUKI'  
Part No. 99239-53R30-000
- 8 | Gold emblem  
'S' rear  
Part No. 99239-53R20-000
- 9 | Gold emblem  
'SWIFT'  
Part No. 99239-53R00-000
- 10 | Door visor  
Part No. 99120-53R00-000
- 11 | Fuel lid cover  
Part No. 99237-53R00-000
- 12 | Rear hatch moulding  
Chrome  
Part No. 990E0-53R22-000
- 13 | Door handle escutcheon  
Part No. 99126-53R00-000
- 14 | Valve cap set with S-logo  
Part No. 990E0-19069-SET
- 15 | Wheel locks  
"SICUSTAR"  
Part No. 990E0-59J47-000  
"SICURIT"  
Part No. 990E0-59J49-000



# INTERIOR

1 | Floor mat set "DLX"  
Part No. 75901-68RA0-000

2 | Door sill guard  
Part No. 990E0-68R60-000

3 | Console box armrest  
Part No. 9914G-53R10-000

4 | Air conditioner filter  
Part No. 99250-53R00-000



Anti-PM2.5 Effect



Deodorizing Effect



Dustproof Effect

5 | Cargo tray<sup>1</sup>  
Part No. 990E0-53R15-000

6 | Cargo mat "Sport"<sup>1</sup>  
Part No. 990E0-68R40-000

7 | Cargo organizer<sup>1</sup>  
Part No. 990E0-53R21-000

8 | Cargo side panel net  
Part No. 990E0-53R34-000

<sup>1</sup> Vehicle image shows Swift



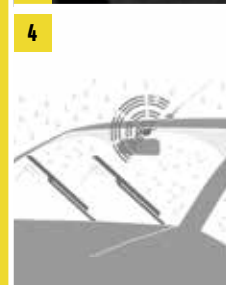
- 9 | **Anti slip inlay**  
Part No. 990E0-53R20-000
- 10 | **Convenience/shopping hook**  
Maximum load : 7.5kg  
Part No. 990E0-62R29-000
- 11 | **Cigarette lighter**  
Part No. 39400-59J00-000
- 12 | **Ashtray**  
Part No. 89810-86G10-5PK



## PROTECTION

- 1 | **Bumper loading edge protection foil <sup>1</sup>**  
Black  
Part No. 990E0-53R57-000  
Transparent  
Part No. 990E0-53R57-001
- 2 | **Inner loading edge protection <sup>1</sup>**  
Part No. 990E0-53R52-000
- 3 | **Rear seat protective cover <sup>1</sup>**  
Part No. 990E0-79J44-000
- 4 | **Rain sensor**  
Part No. 990E0-65J81-030
- 5 | **Parking sensor**  
Rear  
Part No. 990E0-68P53-020

<sup>1</sup> Vehicle image shows Swift







# TRANSPORT

- 1 | **Multi-roof rack**<sup>1</sup>  
Own weight: 4.6kg  
**Part No. 78901-53R00-000**
- 2 | **Roof box**<sup>1,2</sup>  
"Certo 410" - own weight: 14.5kg  
**Part No. 990E0-62R43-000**  
"Certo 460" - own weight: 17.5kg  
**Part No. 990E0-59J43-000**
- 3 | **Roof rack storage bag**  
**Part No. 990E0-79J91-000**
- 4 | **Bicycle carrier "Giro AF"**<sup>1,2</sup>  
Own weight: 2.9kg  
**Part No. 990E0-59J20-000**
- 5 | **Bicycle carrier "Giro Speed"**<sup>1,2</sup>  
Own weight: 2.5kg  
**Part No. 990E0-59J21-000**
- 6 | **Ski carrier "McKinley"**<sup>1,2</sup>  
Own weight: 2.0kg  
**Part No. 99000-990YT-106**
- 7 | **Ski carrier "Everest"**<sup>1,2</sup>  
Own weight: 3.0kg  
**Part No. 99000-990YT-107**

<sup>1</sup> Vehicle image shows Swift

<sup>2</sup> Only in combination with multi-roof rack 78901-53R00-000.  
Maximum roof load is 30kg.

# ASK YOURSELF: AM I READY TO OWN IT?

This is Style pushing the limits. Its design is unapologetic, **its colours bold.**



Prime Burning Red  
ZWP



Metallic Speedy Blue  
ZWG



Pearl Pure White  
ZVR



Pearl Super Black  
ZMV



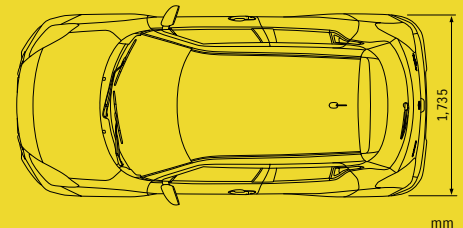
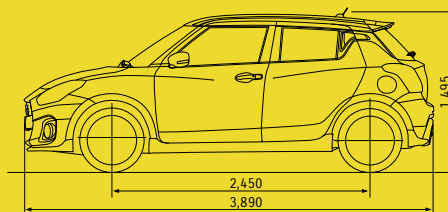


Metallic Premium Silver  
ZNC



Metallic Mineral Grey  
ZMW



Champion Yellow  
ZFT



mm



# SUZUKI

## COMPLETE

Suzuki understands that purchasing a new vehicle is a substantial investment. Our unwavering commitment to customer satisfaction is represented in our 'Suzuki Complete' package, which includes every aspect of after-sales support, with warranty, service plan, and roadside assistance standard.

### **Warranty**

All Suzuki models are covered by a comprehensive manufacturer's warranty against any defects for a period of three years or 100 000km. This is supported by a six year body corrosion warranty subject to terms and conditions.

### **Service Plan**

The Suzuki Swift Sport model benefits from a 4yr/60 000km service plan. This plan includes the replacement of oil, the oil filter, fuel filter, brake fluid, air filter and accessory belts, but excludes tyres, brakes and other wear-and-tear items.

### **Roadside Assistance**

Every new Swift Sport comes with a roadside assistance plan. Some of the benefits offered by this comprehensive package include: battery and locksmith call-out services, mechanical and electrical, breakdown towing (accident towing is optional), emergency medical rescue, vehicle repatriation and a stand-by-you roadside security armed-response service.



All care is taken to ensure the accuracy of this brochure at the time of print approval. Specifications, features, prices and model availability may vary from those specified and may change without notice. Always consult your authorised Suzuki Dealer or refer to [www.SuzukiAuto.co.za](http://www.SuzukiAuto.co.za) for the latest details on all models. SUZUKI AUTO South Africa (PTY) Ltd will not be held liable for any loss as a result of reliance on the content of this brochure, whether in negligence or otherwise. Vehicles are shown for illustrative purposes only and may not depict exact specifications. Published July 2019.

Part number 9900L-68RA0-BRO



**SUZUKI AUTO South Africa (PTY) Ltd** | Tel: 0861 511 111 | Fax: 011 608 2489  
17 Enterprise Close, Linbro Business Park, Marlboro, 2090  
PO Box 1995, Kelvin, South Africa, 2054 | [www.SuzukiAuto.co.za](http://www.SuzukiAuto.co.za)

