

APV PANEL VAN



Major Specifications

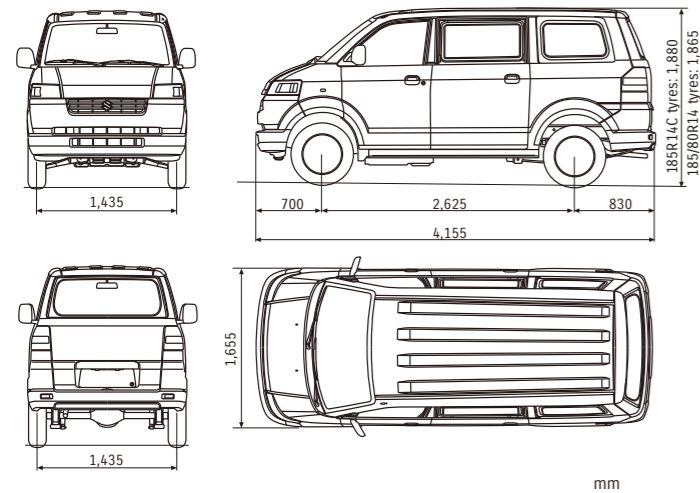
| | | | |
|--|----------------------|----------------------------------|-----------|
| Body Type | Panel Van | | |
| Grade | | | |
| Engine | G15A | G16A | |
| Transmission | 5MT | | |
| Dimensions | | | |
| Overall length | mm | 4,155 | |
| Overall width | mm | 1,655 | |
| Overall height | mm | 1,865:185/80R14 1,880:185R14C | |
| Wheelbase | mm | 2,625 | |
| Front overhang | mm | 700 | |
| Rear overhang | mm | 830 | |
| Tread | Front mm | 1,435 | |
| | Rear mm | 1,435 | |
| Minimum turning radius | m | 4.9 | |
| Minimum ground clearance | mm | 190 : 185R14C | |
| | mm | 180 : 185/80R14 | |
| Capacity | | | |
| Seating capacity | persons | 2 | |
| Engine | | | |
| Type | G15A | | G16A |
| Number of cylinders | 4 | | 4 |
| Number of valves | 16 | | 16 |
| Piston displacement | cm ³ | 1,493 | |
| Bore x stroke | mm | 75.0x84.5 | |
| Compression ratio** | | 8.9 | 9.5 |
| Maximum output** | kW/rpm | 67/6,000 | 68/6,000 |
| Maximum torque** | N-m/rpm | 122/3,000 | 126/3,000 |
| Fuel distribution | Multipoint Injection | | |
| Transmission | | | |
| Type | 5MT | | |
| Gear ratio | 1st | 4.545 | 4.545 |
| | 2nd | 2.628 | 2.418 |
| | 3rd | 1.865 | 1.796 |
| | 4th | 1.241 | 1.241 |
| | 5th | 1.000 | 1.000 |
| | Reverse | 4.431 | 4.431 |
| Final gear ratio | 4.300 | | |
| Chassis | | | |
| Steering | Rack & Pinion | | |
| Brakes | Front | Ventilated disc | |
| | Rear | Drum, leading & trailing | |
| Suspension | Front | MacPherson strut & coil spring | |
| | Rear | Rigid axle with leaf spring | |
| Tyres** | 185R14C | | |
| | 185/80R14 | | |
| Weights | | | |
| Kerb weight (min.) / (with full options) | kg | 1,140-1,175 | |
| Gross vehicle weight | kg | 1,950 | |
| Fuel consumption | | | |
| Fuel tank capacity | litres | 46 | |

**Specifications may vary for individual markets.

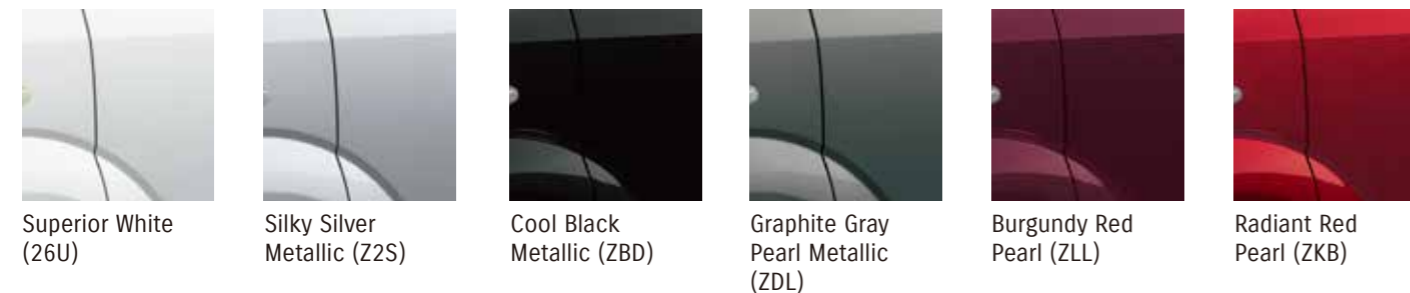
Major Equipment:

Front mud flaps / Green-tinted windows / Front 2-speed wipers / Rear window demister* / 2-spoke polypropylene steering wheel / 3-spoke urethane steering wheel* / Power steering* / Manual air conditioner* / Antenna* / 2 speakers* / 3-position front cabin light / Sun visors (Driver's side with ticket holder + passenger's side) / Passenger's side access support grip / Cigarette lighter and ashtray / Slide and reclining adjustment for front seats / Vinyl seat upholstery / 3-point ELR front seatbelts with pretensioners* and force limiters* / Side impact door beams / High-mount stop lamp / Immobilizer*
*Equipment may vary for individual markets.

Dimensional Views



Exterior Colours



Standard and optional equipment available may vary for individual markets. Please enquire at your dealers, as specifications and illustrations may refer to models not available in your region. Specifications in non-metric units are approximate. SUZUKI MOTOR CORPORATION reserves the right to change, without notice, prices, colours, materials, equipment, specifications and models, and also to discontinue models.


SUZUKI
SUZUKI MOTOR CORPORATION
300 TAKATSUKA-CHO, MINAMI-KU, HAMAMATSU CITY, JAPAN 432-8611

APV Panel Van LEAFLET
99999-B8G02-003 1503 Printed in Japan

APV



Panel Van



SUZUKI

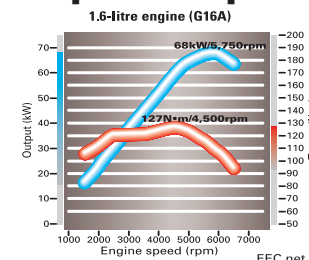
Way of Life!

The ideal partner

Suzuki's APV Panel Van is the ideal choice for today's—and tomorrow's—light-commercial and fleet businesses, offering more interior space, plus better performance, durability and reliability; all that and passenger-car comfort, too. Yet the APV Panel Van is still nimble enough to meet the diverse needs of its users.



Spirited performance meets demands



Aluminium 1.5- and 1.6-litre 16-valve engines are extremely fuel-efficient yet deliver exceptional output and torque when required.



The compact and lightweight front MacPherson strut & coil spring suspension is specifically tuned for straight-line stability.



Large 14-inch tyres are fitted to steel wheels with five mounting bolts for increased durability.

All-round utility satisfies expectations



Full-width tailgate swings upwards with ease, while the flat floor maximises cargo capacity.



Front door step boards and front passenger's access support grip ease cabin entry and exit.



Handy cockpit compartments, like glove box and driver's side storage pocket, keep small items within easy reach.

Comprehensive safety ensures confidence



Suzuki's TECT body directs collision-impact energy away from the cabin, with the nose acting as a buffer for increased protection. **TECT**



Rigid cabin construction incorporates side impact door beams to help protect occupants and cargo in side collisions.



The APV Panel Van is equipped with reliable ventilated disc brakes in the front and reliable drum brakes in the rear.



Headlamps and tail-lights are well elevated for better all-round visibility plus reduced vulnerability in minor collisions.



The high-mount stop lamp helps prevent rear-end collisions by alerting trailing drivers to imminent stops.



The instrument panel looks like that of a passenger car, with all major controls and compartments smartly placed for ideal functionality.



The slide- and reclining-adjustable seats feature adjustable head restraints for added comfort.