



DS AUTOMOBILES

The French Premium Car Company

N°8

PRICE & SPECIFICATION GUIDE

FEBRUARY 2026



N°8



ALL VERSIONS OF N°8 COME WITH THE FOLLOWING EQUIPMENT:

EXTERIOR STYLE

- Panoramic Glass Roof

INTERIOR STYLE

- Front and rear floor mats
- Polyambient lighting
- Aluminium front door sills
- Aluminium pedals

IN-CAR ENTERTAINMENT

- DS IRIS SYSTEM with 3D Connected Navigation and Wireless Android Auto and Apple CarPlay
- Over the Air updates
- 16" HD Capacitive Touchscreen
- Wireless Smartphone Charger
- 8 speaker Audio system
- 4 x backlit USB-C plugs

COMFORT & CONVENIENCE

- Dark tinted rear windows
- Front and rear acoustic laminated windows
- Automatic bizona air-conditioning
- Digital Rearview Mirror
- 1 x 12V socket in the central console + 1 x 12V in the boot
- Regenerative braking controlled via steering wheel
- One-Pedal Mode
- Keyless Entry & Start
- Motorised tailgate with hands free access
- Heated steering wheel

LIGHTING & VISIBILITY

- 3D LED rear lights with scale effects and DS LIGHTBLADE
- DS PIXELVISION


SAFETY & SECURITY

- 360 VISION - Front and rear parking sensor, Front and rear Camera
- DS DRIVE ASSIST 2.0 (Semi-Automatic Lane Change (SALC), Anticipated Speed Adaptation (A-ISA), Predictive Adaptive Cruise Control (P-ACC))
- ABS, ESP with Hill Start Assist
- Tyre Pressure Monitoring System
- Driver, front passenger, front lateral, front & rear curtain airbags
- SOS & ASSISTANCE
- Alarm
- Anti-theft bolts

DS N°8 PALLAS



1. Pearl & Eternal Blue DS Canvas Interior
2. 20 inch 'LYRAE' alloy wheels
3. ACC "Stop & Go"
4. Heated & Folding Exterior Mirrors
5. PALLAS Monogram
6. Dark tinted rear windows
7. 3D LED rear lights with scale effect and DS LIGHTBLADE
8. 360° Vision Camera & Sensors
9. Wireless smartphone charger
10. DS EXTENDED HEADS UP DISPLAY



DS N°8 ÉTOILE



1. Eternal Blue Alcantara® Interior
2. DS NECK WARMER
3. DS Canvas steering wheel
4. Clean cabin with "Air Quality System"
5. DS LUMINASCREEN
6. DS ACTIVE SCAN SUSPENSION
7. ÉTOILE monogram
8. Bi-Colour Bonnet (Optional at no cost)
9. Electrochromic and Electrically heated and folding exterior mirrors



N° 8

| Level | Description | Engine | Speed | CO ₂ g/km WLTP | RRSP* Before State Subsidies | RRSP** After State Subsidies |
|--------|---|----------|---------|---------------------------------|------------------------------------|------------------------------------|
| PALLAS | E-TENSE FWD 230 HP (73 KW) Standard Range | Electric | 1-Speed | 0 | €59,995 | €56,495 |
| | E-TENSE FWD 245 HP (97 KW) Long Range | Electric | 1-Speed | 0 | €64,495 | - |
| ÉTOILE | E-TENSE FWD 230 HP (73 KW) Standard Range | Electric | 1-Speed | 0 | €62,995 | - |
| | E-TENSE FWD 245 HP (97 KW) Long Range | Electric | 1-Speed | 0 | €67,995 | - |
| | E-TENSE AWD 350 HP (97 KW) Long Range | Electric | 1-Speed | 0 | €73,995 | - |



*Dealer delivery related charges, metallic paint and tyre recycling levy not included.

**State subsidies refer to VRT relief and SEAI Grant for Private Customers, Business/Commercial Buyer State subsidy comprises of VRT relief, all of which are subject to approval.

4
N°8

8cN
4

EXTERIOR COLOURS



PERLA NERA BLACK



PEARL CRYSTAL



TOPAZ BLUE



PALLADIUM GREY



ALABASTER WHITE

*Images are for illustrative purposes for body colour

| | BODY COLOUR | BODY CODE | PALLAS (Standard Range)* | PALLAS (Long Range) | ÉTOILE |
|--|--------------------------------|-----------|-----------------------------|------------------------|--------|
| | STANDARD METALLIC PAINT | | | | |
| | Perla Nera Black | M09V | • | • | • |
| | METALLIC PAINT | | | | |
| | Pearl Crystal | M0PH | • | €1,495 | €1,495 |
| | Topaz Blue | M0BC | • | €1,495 | €1,495 |
| | Palladium Grey | M0GG | • | €1,495 | €1,495 |
| | Alabaster White | M0SU | • | €1,495 | €1,495 |
| | BI-TONE ROOF | | | | |
| | Perla Nera Black* | JD20 | • | • | • |

*Standard paint is available at no cost for Pallas Standard Range models for a limited time only. Consult your dealer for further information.

INTERIORS

● Standard equipment



PEARL & ETERNAL BLUE DS CANVAS INTERIOR
PALLAS



ETERNAL BLUE ALCANTARA® INTERIOR
ÉTOILE



ALEZAN BROWN NAPPA LEATHER INTERIOR
ÉTOILE

| UPHOLSTERY | ORDER CODE | PALLAS | ÉTOILE | |
|---|------------|--------|--------|--------|
| | | FWD | FWD | AWD |
| Pearl & Eternal Blue DS Canvas Interior | ALFC | ● | - | - |
| Eternal Blue Alcantara® Interior | AGFL | - | ● | ● |
| Alezan Brown Nappa Leather Interior | 4HFH | - | €3,495 | €3,495 |

6
808

808
6

WHEELS

● Standard equipment



LYRAE
ALLOY WHEELS



CASSIOPEIA
BLACK WHEELS

| ALLOY WHEELS | ORDER CODE | PALLAS | ÉTOILE |
|-----------------------------------|------------|--------|--------|
| 20 INCH | | | |
| 20 inch 'LYRAE' alloy wheels | ZIBD | ● | ● |
| 21 inch 'CASSIOPEIA' black wheels | ZIBF | - | €1,500 |

7
N°8

8oN
7

EQUIPMENT SPECIFICATION

● Standard equipment

Option availability varies according to version/engine/trim level. Some options are only available as part of a pack. Please refer to the options section for further information.

| | PALLAS | ÉTOILE | |
|---|--------|--------|-----|
| | FWD | FWD | AWD |
| INTERIOR STYLE | | | |
| Front and rear floormat | ● | ● | ● |
| Polyambient lighting | ● | ● | ● |
| Aluminium front door sills | ● | ● | ● |
| Aluminium pedals | ● | ● | ● |
| DS Canvas steering wheel | - | ● | ● |
| Burshed aluminium dashboard & front door panels | ● | ● | - |
| IN-CAR ENTERTAINMENT | | | |
| DS IRIS SYSTEM with 3D Connected Navigation and Wireless Android Auto and Apple Carplay | ● | ● | ● |
| OTA (Over-The-Air) updates | ● | ● | ● |
| Connect PLUS Pack for 3 Years | ● | ● | ● |
| 16" HD Capacitive Touchscreen | ● | ● | ● |
| Wireless Smartphone Charger | ● | ● | ● |
| 8 speakers Audio system | ● | ● | ● |
| 4 x backlit USB-C plugs | ● | ● | ● |
| DS EXTENDED HEADS UP DISPLAY | ● | ● | ● |
| SEATING | | | |
| Front seats with rear pocket <i>Height adjustable with lumbar support</i> | ● | ● | ● |
| Electric Seat Pack (Front) (Half-powered on Pallas) | ● | ● | ● |

N°8

8

8

N°8

EQUIPMENT SPECIFICATION

● Standard equipment ○ Optional equipment

Option availability varies according to version/engine/trim level. Some options are only available as part of a pack. Please refer to the options section for further information.

| | PALLAS | ETOILE | |
|--|--------|--------|-----|
| | FWD | FWD | AWD |
| COMFORT & CONVENIENCE | | | |
| Electrically Heated and Folding Exterior Mirrors | ● | - | - |
| Electrochrome and Electrically heated and folding exterior mirrors | - | ● | ● |
| Dark tinted rear windows | ● | ● | ● |
| Front and rear acoustic laminated windows | ● | ● | ● |
| Automatic bizona air-conditioning | ● | ● | ● |
| Digital Rearview Mirror | ● | ● | ● |
| Automatic windscreen wipers | ● | ● | ● |
| 1 x 12V socket in the central console + 1 x 12V in the boot | ● | ● | ● |
| Regenerative braking controlled via steering wheel | ● | ● | ● |
| One-Pedal Mode | ● | ● | ● |
| Proximity Keyless Entry & Start | ● | ● | ● |
| Front electric and heated seats (Half -powered seats on PALLAS FWD 230 HP) | ● | - | - |
| Comfort seats with DS NECK WARMER | - | ● | ● |
| DS ACTIVE SCAN SUSPENSION | - | - | ● |
| Clean cabin with "Air Quality System" | - | ● | ● |
| Motorised tailgate with hands free access | ● | ● | ● |
| Heated steering wheel | ● | ● | ● |
| LIGHTING & VISIBILITY | | | |
| 3D LED rear lights with scale effects and DS LIGHTBLADE | ● | ● | ● |
| 3D grille in translucent polycarbonate | ● | - | - |
| DS LUMINASCREEN | - | ● | ● |
| DS PIXELVISION | ● | ● | ● |
| PALLAS monogram | ● | - | - |
| ÉTOILE monogram | - | ● | ● |

N°8

9

9

N°8

EQUIPMENT SPECIFICATION

● Standard equipment ○ Optional equipment

Option availability varies according to version/engine/trim level. Some options are only available as part of a pack. Please refer to the options section for further information.

| | PALLAS | ÉTOILE | |
|---|--------|--------|-----|
| | FWD | FWD | AWD |
| SAFETY & SECURITY | | | |
| 360 VISION - Front and rear parking sensor, Front and rear Camera | ● | ● | ● |
| DS DRIVE ASSIST 2.0 (Semi-Automatic Lane Change (SALC), Anticipated Speed Adaptation (A-ISA), Predictive Adaptive Cruise Control (P-ACC)) | ● | ● | ● |
| ABS, ESP with Hill Start Assist | ● | ● | ● |
| Tyre Pressure Monitoring System | ● | ● | ● |
| Driver, front passenger, front lateral, front & rear curtain airbags | ● | ● | ● |
| SOS & ASSISTANCE | ● | ● | ● |
| Alarm | ● | ● | ● |
| Anti-theft bolts | ● | ● | ● |
| CHARGING SOLUTIONS | | | |
| 11kW On-Board Charger | ● | ● | ● |
| Heat pump | ● | ● | ● |
| Mode 3 Charging cable | ● | ● | ● |

N°8


10

10

N°8

BEV

ALL ELECTRIC RANGE



UP TO

| Std. Range | Long Range | 4WD |
|------------|------------|-----|
| 550 | 750 | 688 |

KMS* (WLTP)

* The electric range you achieve in real life conditions will depend upon a number of factors including the starting charge of the battery, accessories fitted (post-registration), variations in weather, driving styles and vehicle load. Only compare fuel consumption and CO₂ figures with other cars tested to the same technical standard.

REGENERATIVE BRAKING

(B)


for Braking Mode can be selected on the gear selector, meaning your vehicle will use a higher level of regenerative braking and slow-up faster when your foot is off the accelerator. Regenerative braking slows the vehicle while harnessing the kinetic energy back into the battery, thus helping to maximise range. Around town, the range can be increased up to 20% with regenerative braking.



WHAT AFFECTS THE RANGE?

Driving style, driving speed, use of heating & air conditioning, acceleration or load are several factors that will affect the range of your car. Limiting the impact of the above factors will maximise range.

The predicted range gauge on our vehicles utilises recent driving history, as well as remaining battery charge and current driving conditions to estimate the range available.

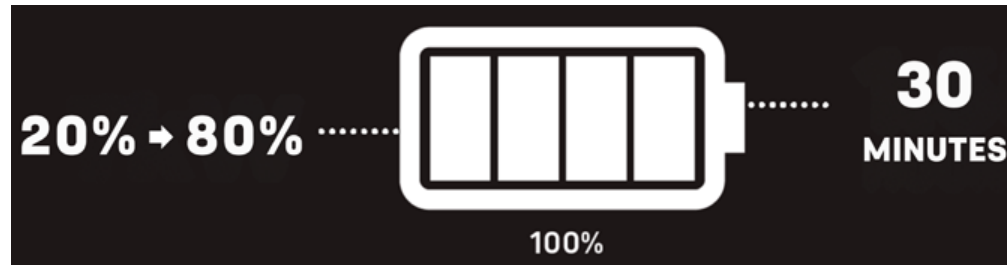


CHARGING



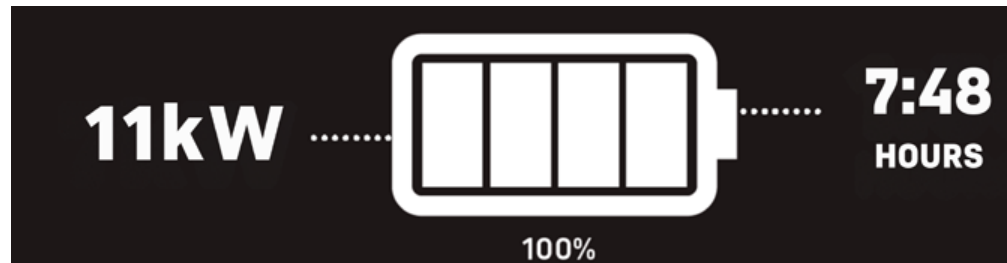
**160kW
ACCELERATED CHARGING**

Fast charging from 20% to 80% can be done in 30 minutes



**11kW
SLOW CHARGING**

Slow charging from 0% to 100% can be done in under 8 hours



CHARGING ON THE GO

Using your DS Connect Nav, you can plan breaks en-route for refreshments and recharging.

With over 2,500+ public charging points in Ireland and over 1,000,000 around Europe, no journey is too far.



2,500+
charging points in the
Republic of Ireland,
and growing

MyDS APP

EXCLUSIVE FEATURES.

CONTROL YOUR ELECTRIFIED VEHICLE FROM YOUR SMARTPHONE WITH THE MyDS App.



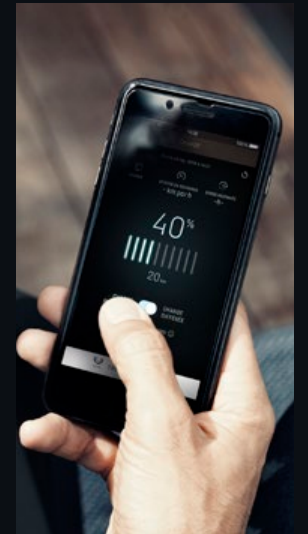
RANGE INFORMATION

With the MyDS smartphone app, you can see your car's current state of charge and approximate remaining range. When your car is plugged in, the speed and expected remaining charging time are also shown.



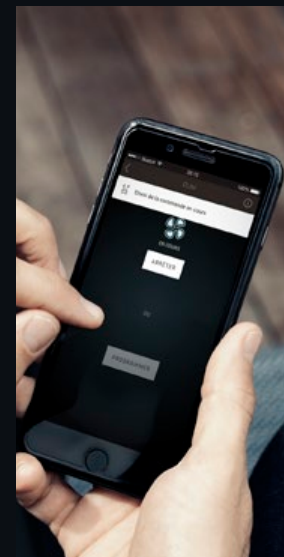
REMOTE CHARGING

With control of remote charging you can use the MyDS app to commence charging or initiate a programmed charge. A programmed charge enables you to use the most beneficial energy rates to replenish your battery.



REMOTE AIR CONDITIONING

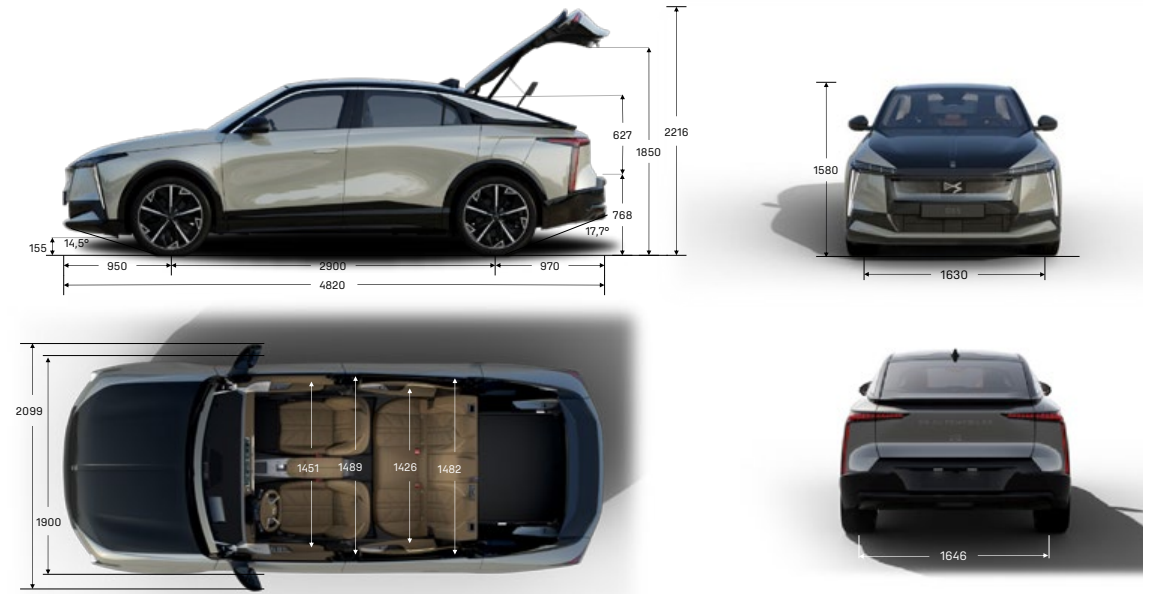
This feature allows you to programme the heating or air conditioning of your car while it's still charging. Your car will be set to your preferred temperature when you get in, without diminishing the range available.



TECHNICAL SPECIFICATION

| | ELECTRIC VERSION | | |
|---|--|----------------|----------------|
| | FWD | FWD LONG RANGE | AWD LONG RANGE |
| ELECTRIC MOTOR AND BATTERY | | | |
| Motor | Synchronous with permanent magnet | | |
| Battery | Lithium-ion NMC | | |
| Battery Capacity (Net) | 74 kWh | 97.2 kWh | |
| Number of modules | 11 | 12 | |
| Transmission | Single Speed Automatic | | |
| Power (Peak Power) | 230hp (260hp) | 245 (280hp) | 350 (375hp) |
| Torque (Nm) | 345 | | 511 |
| (ALL FIGURES DRIVER ALONE) PERFORMANCE | | | |
| Maximum speed (kmph) | 190 | | |
| 0-100kmph (secs) | 7.7 | 7.8 | 5.4 |
| 0-1000m (secs) | 27.7 | | 25.5 |
| ELECTRIC RANGE (WLTP) | | | |
| Combined (km) | 550 | 750 | 688 |
| ELECTRIC FEATURES | | | |
| Regenerative Braking Modes | Low, Moderate, Enhanced | | |
| On Board (kW) | 11 | | |
| Charging Time 20 to 80% (11kW On-board charger) | 7h 48mins | 8h 48mins | |
| Charging Time 20 to 80% (160kW RAPID charging) | 30 mins | 36 mins | |
| Operating Voltage (V) | 400 | | |
| WEIGHTS (kg) | | | |
| Kerb Weight (exc. Driver) | 2130 | 2180 | 2289 |
| Maximum laden weight (Gross vehicle weight) | 2640 | 2700 | 2800 |
| TOWING (kg) | | | |
| Max towing weight braked/unbraked | 1,260/750 | 1,200/750 | 1,400/750 |
| Maximum tow hitch download | 80 | | |
| BRAKES | | | |
| | Front: 304x28mm ventilated discs. Rear: 268x12mm discs | | |
| WITH DS ACTIVE SCAN SUSPENSION | | | |
| | Front: Independent wheels, MacPherson axle with wishbone lower arms, coil springs, piloted telescopic hydraulic shock absorbers and anti-roll bar. Rear: Deformable cross member, helical springs, hydraulic telescopic controlled shock absorbers. | | |
| WITHOUT DS ACTIVE SCAN SUSPENSION | | | |
| | Front: Independent wheels, MacPherson axle with triangulated lower arms, coil springs, telescopic hydraulic shock absorbers and anti-roll bar. Rear: Deformable cross member, coil springs, telescopic hydraulic shock absorbers. | | |
| STEERING | | | |
| | Variable power assisted steering | | |
| Turning circle between kerbs (m) | 10.82 | | |
| Number of turns lock to lock | 3 | | |

DIMENSIONS



| EXTERIOR DIMENSIONS (mm) | | |
|------------------------------------|-----|------|
| Length | | 4820 |
| Width (excl. mirrors) | | 1900 |
| Height (unladen) | | 1580 |
| BOOT VOLUMES | | |
| | FWD | AWD |
| Seats folded down - up to roof (L) | 698 | 638 |
| Seat up - below parcel shelf (L) | 620 | 560 |

1. The performances are defined in standard condition (25°C, 1000mb)
2. The performances measurements are realised on flat, straight road.
3. The performances may vary according to the trim level and/or equipment.
4. For automatic transmissions, elasticity measurements are realised in DRIVE position.

Figures quoted reflect a range of configurations (including non-IE market vehicles) and are subject to changes resulting from ongoing product development, range evolutions, testing and evaluations.



DS AUTOMOBILES

The French Premium Car Company



E&OE February 2026

DS AUTOMOBILES