



PRIUS PLUG-IN



Images shown are not UK specification.

DYNAMIC BY DESIGN

New Prius Plug-in has innovative spirit which is reflected in its uncompromising design. Dramatic and aerodynamically optimised, advanced New Prius Plug-in is defined by its low roofline and coupé-inspired proportions. An image of powerful self-confidence, with a wide stance and 19" wheels,* this is a plug-in to desire. Its sculptural, uncluttered surfaces contrast with highly technical details, including slim hammerhead LED headlights, while the integrated rear door handles ensure purity of form is uncorrupted. Dynamic and emotional, this is Prius as you've never seen it before.



ICONIC NAME, NEW STYLE
Prius. You know the name. But you've never seen it like this before, proudly displayed and underscored by dramatic full-width rear light signature.

* Grade specific. See grade pages for more details.

PRIUS REIMAGINED

Plug-in technology is low-emission power without compromise. New Prius Plug-in is ready for anything, from commutes to spontaneous adventures. In the city, with an urban range of up to 53 miles* on electric power alone, Prius Plug-in empowers with its efficiency. Predictive Efficient Drive, Predictive EV Drive and battery-charging Regenerative Boost all help you go further on less. And when you want to leave it all behind, Prius Plug-in knows no limits. With its integrated petrol engine, you're free to chase horizons. Embrace life with Prius Plug-in.



DRIVE SMARTER
New Prius Plug-in delivers efficient performance with CO₂ emissions of just 12 g/km[‡]. The MyToyota app's Hybrid Coaching function analyses your driving data to help you go further and reduce running costs.

* Electric range figures are the maximum official (WLTP) test values provided for comparison purposes, and can vary depending on factors such as selected grade and transmission, accessories fitted (post registration), driving style, weather conditions, speed, vehicle and battery age and vehicle load. Figures obtained after full battery charge. It is best to only compare electric range figures with other cars tested to the same technical procedures. These figures may not reflect your real life driving results
‡ CO₂ grade dependent: 12 g/km = Design, 17 g/km = Excel.



Images shown are not UK specification.



A CAPTIVATING DRIVE

Why choose between efficiency and performance? New Prius Plug-in combines electric and engine power in one uniquely rewarding driving experience. With 223 hp, soothing refinement and impressive acceleration, Prius Plug-in is proof that low-emission driving can put a smile on your face. Beyond the city, this effortless performance – Prius Plug-in can reach 62 mph from rest in just 6.8 seconds – is backed up by a sporty driving position, agile handling and confidence-inspiring stability on the open road. What’s more, with its optimised chassis and new front and rear suspension, Prius is all-day comfortable. New Prius Plug-in: love every moment.

A MODE FOR EVERY MOOD
With its switchable Driving Modes, New Prius Plug-in adapts to suit you. Switch to Sport for a sharper, more immediate response, for example, or increase efficiency with Eco.



Images shown are not UK specification.



Images shown are not UK specification.

EASY CHARGING

Charging New Prius Plug-in is easy. Plug in at home, at the office or on the move. With My Room mode, time spent on charge isn't time wasted. With its comfortable interior and powerful connectivity, new Prius is a relaxing space in which to unwind, work or catch up on calls while you charge.

- 1. Public Charging** Prius Plug-in pure electric mode is ideal for urban use. On the move, use public charging stations to ensure you're always optimised.
- 2. Charge at home** The combination of a dedicated cable and wall box unit will return a full charge in around 2.5 hours*, or charge using a domestic socket (3-pin plug) in around 6.5 hours* making overnight charging convenient. Keep an eye on your car's state of charge via the MyToyota app on your phone.

* Indicative charge time, for comparison purposes. Actual charging times may vary depending on various factors, including the selected vehicle (and battery option, if available), the age, type, condition and temperature of the charging unit and the battery, the starting charge, the power supply to and usage of the charger and the environmental conditions at the point of use. Charge times will be longer in colder weather and if battery temperature activates safeguarding technology. 150kW+ chargers are available in mainland Great Britain primarily on major arterial routes – see Zap Map for details. They are not yet available in Northern Ireland and availability is limited in Scotland, Wales and in rural areas.



POWER UP
Your Prius Plug-in is more efficient when you charge it. Plugging in couldn't be easier, whether you're at home or on the road.

HOME. WHEREVER YOU ARE

Prius Plug-in's radical new coupe-like proportions are reflected in its spacious and refined interior. You sit low in a dynamic yet comfortable driving position, the digital display featuring key data the way you want to see it – your information, your way. With its sweeping dashboard, this is an unmistakably premium space. Matching details on the dashboard and the ergonomically sculpted seats create a cohesive aesthetic, while mood-lifting ambient lighting generates a soothing and sophisticated atmosphere. This subtle illumination is also functional, linked to the Prius Plug-in's safety and driving assist systems, it can flash to warn you of potential danger.



Images shown are not UK specification.



HUMAN-CENTRIC DESIGN
The centre console combines neat design with superb functionality. As well as the ergonomic shift lever, you'll find a smartphone holder, charging ports and a pair of cup holders.



THE LUXURY OF SPACE

Just as its exterior design rejects unnecessary complication, so the interior is luxurious in its simplicity. Finished in a unifying black colour theme with subtle accents, this practical space is big on style.

1. Versatile luggage compartment

Statement design hasn't compromised practicality. Luggage capacity is increased, to 284 litres, and the rear seats fold flat should you need more. Laptop low on power? Charge via the 230-volt power socket.

2. Upgraded in the second row Rear-seat passengers get more space and more comfort. With charging ports and cup holders, no journey is too long.



Stretch out and let the world go by. With its increased wheelbase and completely rethought interior layout, New Prius Plug-in is serenely comfortable and spacious

Images shown are not UK specification.



Images shown are not UK specification.

POWERFUL TECHNOLOGY, SEAMLESSLY INTEGRATED

New Prius Plug-in puts you in control by blurring the boundaries between the physical and the digital. Access your media using the 12.3" touchscreen and Toyota Smart Connect+, with Apple CarPlay and Android Auto™ compatibility. The neat driver's display, a 7" combimeter, is positioned centrally in clear line of sight, with no visual obstruction from the sporty, small-diameter steering wheel. This digital cabin shows key information, including speed and remaining electric range, while minimising the adjustments your eyes must make as they switch between the display and the road ahead.

Apple CarPlay is a trademark of Apple Inc.
* Grade specific. See grade pages for more details.



1



2

A FLUID DIGITAL EXPERIENCE

Toyota Smart Connect+ offers powerful cloud-based navigation, hands-free 'Hey Toyota' voice prompt and Android Auto™ and Apple CarPlay compatibility.

1. Multimedia touchscreen At the heart of the digital universe is a high-definition 12.3" touchscreen. With fast and accurate touch sensitivity, it is a powerfully intuitive interface.

2. Digital Mirror* Visibility is key to safe driving. Digital Mirror lets you see through obstructions on the rear seats as if they weren't there, using a camera feed from the rear of the car.

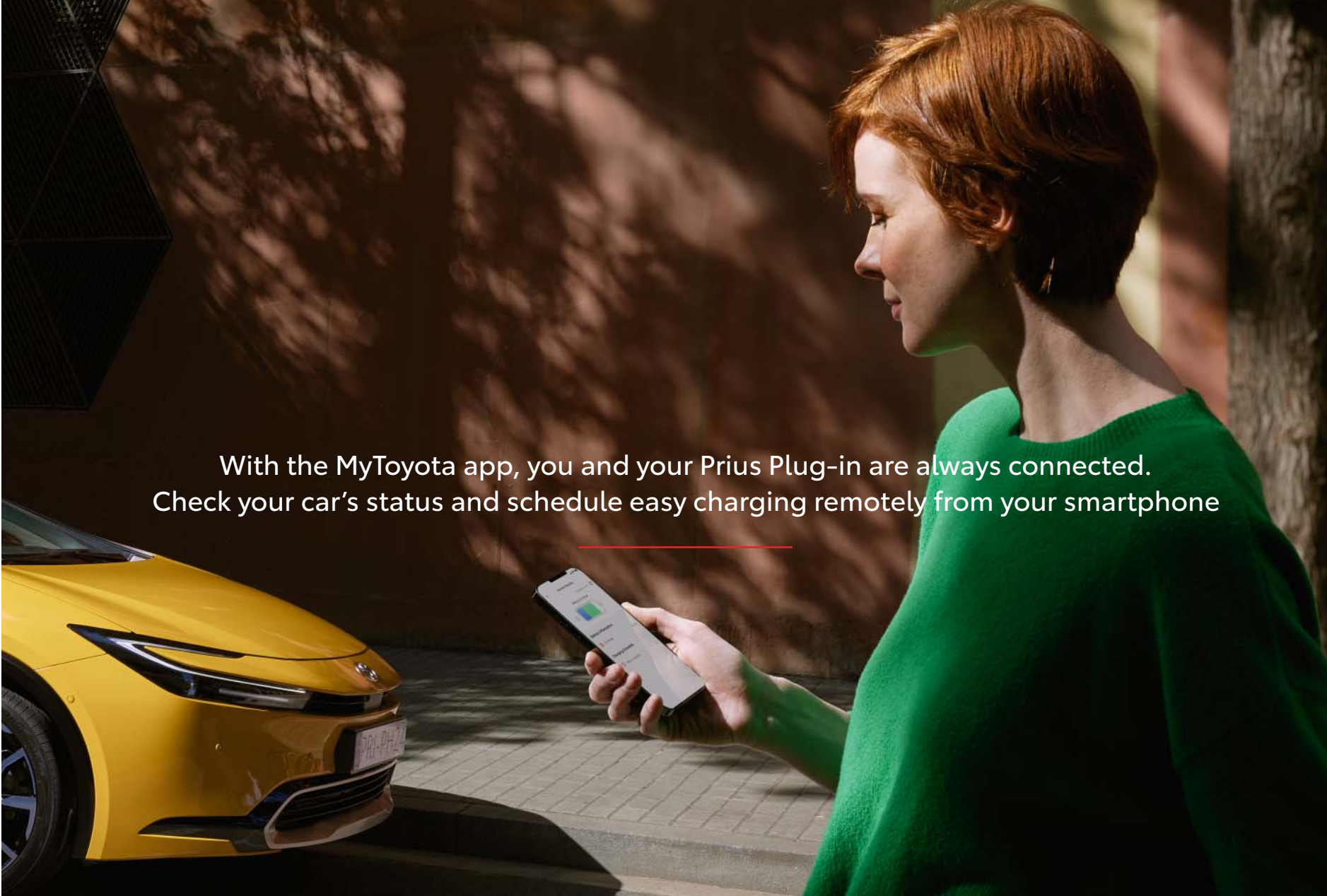


TAKE CONTROL FROM YOUR PHONE

Thanks to the MyToyota app and feature-rich connectivity, you and your car need never be out of touch. This link allows for a wide range of functionality. Remotely activate the climate control, for example, to pre-cool the cabin on a warm day. You can also use the app to check your Prius Plug-in is locked and secure, find your parked car, monitor your service schedule and even reduce running costs, by coaching you to drive more efficiently. The MyToyota app, available for both iOS and Android devices, is also a great way to get the best from new Prius' pure-electric capability. Check the battery's state of charge and schedule charging to suit you.

ALWAYS UPGRADED
Just as your smartphone receives regular upgrades, so your Prius Plug-in – future-proofed via Over-The-Air updates – always has the very latest software and functionality.

Images shown are not UK specification.



With the MyToyota app, you and your Prius Plug-in are always connected.
Check your car's status and schedule easy charging remotely from your smartphone

TOYOTA SAFETY SENSE. WITH YOU FOR A SAFER JOURNEY

For safety functions, Prius Plug-in is built with the latest generation of Toyota Safety Sense as well as the possibility to update its features over the air.

ACCELERATION SUPPRESSION AT LOW SPEED

While driving at low speed, if the accelerator is pressed hard in front of obstacles such as another car, cyclist or pedestrian, the system will restrict sharp acceleration to minimise the risk of a collision.

FULL RANGE ADAPTIVE CRUISE CONTROL (ACC)

This system keeps you at a minimum pre-set distance from the vehicle in front. If this distance falls, the system reduces your speed and eventually the brakes will be applied and brake lights activated. Full-Range ACC can bring the vehicle to a complete stop should the preceding vehicle stop ahead. A small input on the accelerator pedal or ACC switch will reenale the system. If your car is equipped with Road Sign Assist (RSA), this system will also recognize speed limits on your driving route and suggest any necessary adjustments.

AUTOMATIC REAR FLASHING HAZARDS LIGHTS (ARFHL)

This system alerts vehicles approaching from behind by flashing the hazard lights at high frequency if there is a strong possibility of a rear-end collision. It helps to reduce rear-end collision risk by prompting the driver of the approaching vehicle to brake.

EMERGENCY DRIVING STOP SYSTEM (EDSS)

If the system detects no driver input for some time, audible warnings will alert the driver. If no further inputs are detected, EDSS brings the vehicle to a gradual stop while keeping it safely in lane. Hazard lights are activated to warn other road users, and doors are unlocked to allow emergency services easy access if required.

PROACTIVE DRIVING ASSIST (PDA) – STEERING ASSIST (SA)

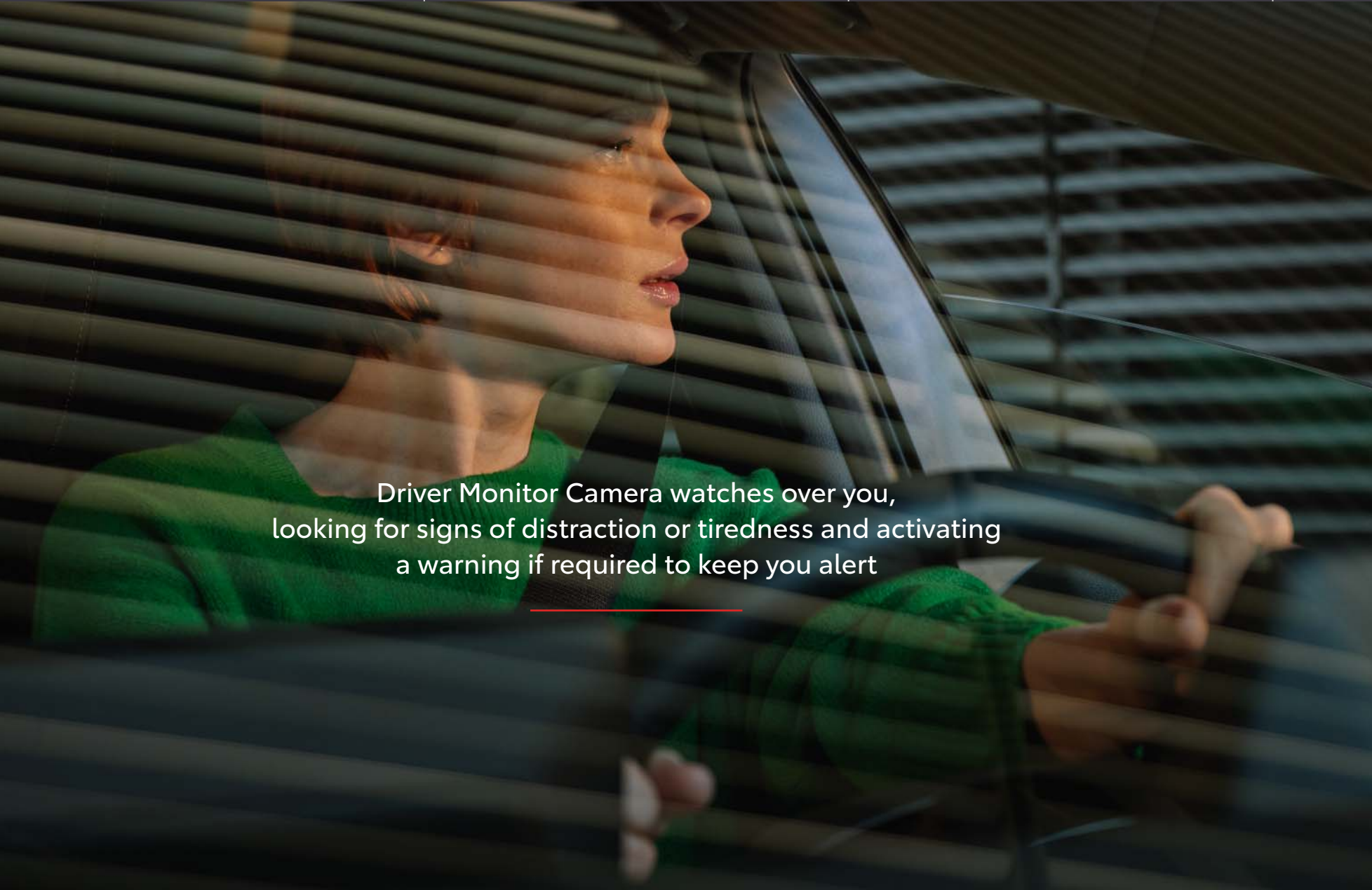
This function assists the driver to prevent deviation from the driving lane. The system detects the curve ahead and adjusts the steering assist force to facilitate adequate steering. It can also support to improve straight line driving stability.

OVER-THE-AIR (OTA) SOFTWARE UPDATES

OTA software updates ensure Toyota Safety Sense (TSS) is up to date with latest features and improvements.



Images shown are not UK specification.



Driver Monitor Camera watches over you,
looking for signs of distraction or tiredness and activating
a warning if required to keep you alert

MAKE DRIVING EASIER

With its advanced driving aids and collision-mitigation systems, New Prius Plug-in watches out for you. For example, new Front Cross Traffic Alert triggers a warning if it detects another vehicle or road user approaching from the side, perhaps unseen. Prius Plug-in also works to ensure you’re always at your best. The Driver Monitor Camera watches for signs of drowsiness or distraction, alerting you if required. Let Traffic Jam Assist take over basic driving functions at low speed, leaving you free to concentrate on your surroundings.

FRONT CROSS TRAFFIC ALERT (FCTA)
FCTA protects your vehicle from crossing traffic at every busy junction. It detects vehicles passing in front and alerts the driver. Before activating a buzzer if a collision is anticipated.

ADAPTIVE HIGH BEAM SYSTEM (AHS)
This system is designed to ensure the best possible visibility for all road users when driving at night. It automatically optimises headlamp distribution, by shading out the area containing oncoming traffic, so your high beams do not dazzle other drivers but still give you plenty of light.

LANE CHANGE ASSIST (LCA)
This system can be used on the highway when Adaptive Cruise Control (ACC) and Lane Tracing Assist (LTA) are activated. When the driver operates the turn signal to change lane, it will make sure you can do so safely, and the steering assist will operate the intended lane change.

EMERGENCY STEERING ASSIST WITH ACTIVE SUPPORT (ESA WITH ACTIVE SUPPORT)
This system helps to avoid collision by automatically steering around obstacles to avoid a collision. It will also support to prevent lane departure while avoiding obstacles.

SAFE EXIT ASSIST (SEA)
This system uses the Blind Spot Monitor radar to help prevent a collision between an occupant’s opened door and a vehicle or cyclist approaching from behind. If there is a risk of a collision, indicators illuminate on the outer mirrors and multi-information display, together with an audible buzzer to alert occupants.

UK Specifications may vary.

DESIGN GRADE

LED lights front and rear complement the sculptural form, while its 17" wheels with low-drag covers enhance efficiency. Inside, get comfortable in sports seats with power lumbar support.



- MAIN FEATURES**
- 17" dark grey aerodynamic full wheel caps (5-spoke)
 - Toyota Safety Sense with Over-the-Air Updates
 - 12.3" Toyota Smart Connect+ multimedia system with wireless Smartphone integration including Apple CarPlay
 - Navigation
 - 7" multi-information screen
 - Reversing Camera with dynamic guidelines
 - Remote dual air conditioning system with Nanoe™ X
 - Privacy Glass on rear window
- OPTIONS**
- Essential Protection Pack
 - Protection+ Pack

Images shown are not UK specification.

EXCEL GRADE

Together with gloss black body trim, 19" wheels and a full-width rear light signature, integrated indicators and DRL signature create a sleek aesthetic. Inside, the digital mirror gives superb rear visibility.



MAIN FEATURES (additional to Design grade)

- 19" machined black alloy wheels (10-spoke)
- Power Tailgate
- Digital rear-view mirror with built-in cleaning system
- Heated driver & front passenger seats
- Driver & front passenger air-ventilated seats
- Power adjustable driver seat with memory
- Turning signal (LED) with DRL integration
- Rear footwell airducts
- Water-repellent coating on driver & front passenger windows
- Gloss black wheel arch moulding

OPTIONS

- Essential Protection Pack
- Protection+ Pack

Images shown are not UK specification.

SET THE TONE



As befits such a striking design, New Prius Plug-in gets two new standout paint colours. Mustard is a sophisticated metallic yellow; Ash is an assured grey tinted with shimmering mica. Five other colours are available, including Scarlett Flare and refined Lunar Shadow.

* Premium paint. § Metallic paint.

089 Platinum White Pearl*	1L0 Silver Metallic§	1M2 Ash§	218 Galaxy Black§	3U5 Scarlett Flare*	5C5 Mustard§	8Q4 Lunar Shadow§
---------------------------	----------------------	----------	-------------------	---------------------	--------------	-------------------




Images shown are not UK specification.

ARRIVE IN STYLE



1. Black fabric
Standard on Design
2. Black vegan leather
Standard on Excel

For grade availability please refer to pages 24–27.



THAT FINISHING TOUCH



3. 17" dark grey aerodynamic full wheel caps (5-spoke)
Standard on Design
4. 19" machined black alloy wheels (10-spoke)
Standard on Excel
5. 17" glossy black alloy wheels (5-spoke)
Optional on all grades

ACCESSORIES

Designed for your Toyota, our genuine accessories are fitted by trained Toyota professionals and are of the highest quality. Our accessory packs include only genuine Toyota accessories and are produced to meet your needs. Genuine Toyota accessories are available to purchase from any Toyota dealer or our official eBay store.



ESSENTIAL PROTECTION PACK
Boot liner (1), Seat Back Protection (2), Mudflaps – Full Set (not pictured)



Images shown are not UK specification.

For the full range of genuine Toyota accessories, please contact your local retailer or visit www.toyota-europe.com

Protection accessories

Protection films
Stone chips, UV rays, road salt, flying bugs – your vehicle's paintwork is constantly under attack, spoiling its appearance and reducing your vehicle's value. Now, you can maintain a showroom fresh appearance with paint protection films. Virtually invisible when applied, they provide the ultimate in long-lasting protection and are available for the most vulnerable areas of your vehicle.

Rear seat protection & boot liner
The rear seat protector protects the back of the seat from dirt and spills when it's folded down to load longer items. Tailored to fit the boot of your vehicle and provide protection against dirt and grime. The design features a special anti-slip surface pattern to help stop luggage moving.



Styling accessories

17" glossy black alloy wheels (5-spoke)
Especially designed for the vehicle, alloy wheels add even more distinction to your car's outstanding good looks. They are lightweight, strong and with a durable high quality finish.

Aluminium scuff plates
A genuine scuff plate creates an immediate impression of style while also serving a very practical purpose of protecting the sill paintwork from dirty marks, scrapes and scratches.



SPECIFICATIONS

ENVIRONMENTAL PERFORMANCE	2.0 l Plug-in (223 hp) Automatic – FWD
CO ₂ Combined WLTP (g/km)	12-17
Fuel Economy (mpg).	403.5-564.9
Electric Range – Combined (miles)	44.12 / 47.22
Hydrocarbons, THC (mg/km)	13.6 / 14.5
Hydrocarbons, NMHC (mg/km)	10.2 / 11.4
Nitrogen Oxides, NOx (mg/km)	3.6 / 4.7
Sound Level Drive By (dB(A))	65.0
Euro Class	EURO 6 AP
Fuel Grade - Recommended	95 or more (octane)
Fuel Tank Capacity (l)	40
Carbon Monoxide, CO (mg/km)	153.4

Figures are provided for comparative purposes; only compare fuel consumption and CO₂ figures with other cars tested to the same technical procedures. These figures may not reflect real life driving results. All models and grades are certified according to the World Harmonised Light Vehicle Test Procedure (WLTP), which replaces the New European Driving Cycle test procedure (NEDC). All CO₂ figures quoted are NEDC equivalent. All mpg figures quoted are WLTP figures. Electric range figures are provided for comparability purposes and can vary depending on factors such as selected grade and transmission, accessories fitted (post registration), driving style, weather conditions, speed and vehicle load. It is best to only compare electric range figures with other cars tested to the same technical procedures. These figures may not reflect your real life driving results

ENGINE	2.0 l Plug-in (223 hp) Automatic – FWD
Total Hybrid System Output (DIN hp)	223
Total Hybrid System Output (kW)	164
Engine Code	M20A-FXS
Displacement (cc)	1987
Bore x Stroke (mm x mm)	80.50 x 97.62
Compression Ratio	14.0:1
Number Of Cylinders	4-cylinder, in-line
Valve Mechanism	16-valve DOHC, Chain Drive (With VVT-iE and VVT-i)
Fuel Injection System	Sequential Multi-port Fuel Injection (SFI) D-4S
Total Hybrid System Output (DIN hp)	223

* Excel grade

ENGINE	2.0 l Plug-in (223 hp) Automatic – FWD
Total Hybrid System Output (kW@rpm)	164 @ 6000
Total Hybrid System Torque (Nm@rpm)	208 @ 4400-5200
Hybrid Vehicle Battery: Type	Lithium-ion
Hybrid Vehicle Battery: Capacity Ah (hr)	13.59
Hybrid Vehicle Battery: Number Of Modules	72
Battery Capacity (Usable, kWh)	13.6
Battery Charging Time (mins) DC Charger	240
Battery Charging Time (hours) AC Charger	4
Electric Front Motor: Type	Permanent magnet synchronous motor
Electric Front Motor: Maximum Output (kW)	120
Electric Front Motor: Maximum Torque (Nm)	208

TRANSMISSION	
Transmission Type	Automatic
Drive	Front Wheel Drive

PERFORMANCE	
Maximum Speed (mph)	109
Acceleration 0-62 (mph)	6.8

SUSPENSION	BRAKES
Suspension Front	MacPherson strut
Suspension Rear	Double wishbone
	Brakes Front
	Ventilated Disc
	Brakes Rear
	Disc

FWD = Front Wheel Drive

SPECIFICATIONS

WEIGHTS	2.0 l Plug-in (223 hp) Automatic – FWD
Gross Train Weight – Total (kg)	1995
Gross Vehicle Weight – Total (kg)	1995
Kerb Weight (kg)	1545-1610
Gross Vehicle Weight – Front (kg)	1065
Gross Vehicle Weight – Rear (kg)	1030

EXTERIOR DIMENSIONS	5-Door Hatchback
Exterior Length (mm)	4599
Exterior Width (mm)	1782
Exterior Height (mm)	1420 / 1430*
Front Tread (mm)	1563
Rear Tread (mm)	1579 / 1580*
Overhang Front (mm)	974
Overhang Rear (mm)	875
Wheelbase (mm)	2750


INTERIOR DIMENSIONS	5-Door Hatchback
Number of Seats	5
Interior length (mm)	1837.8
Interior Width (mm)	1501
Interior Height (mm)	1136

LUGGAGE VOLUME	5-Door Hatchback
Luggage Capacity – Laden To Tonneau Cover (l)	284
Load Volume (m³)	0.284

STEERING	5-Door Hatchback
Turning Radius Tyre (m)	5.25 / 5.4*
Turning Radius Body (m)	5.62 / 5.75*

OFF ROAD	5-Door Hatchback
Minimum Running Ground Clearance (mm)	137 / 144*

WHEELS	Design	Excel
Tyre Repair Kit (TRK)	●	●
17" dark grey aerodynamic full wheel caps (5-spoke)	●	–
19" machined black alloy wheels (10-spoke)	–	●



● = Standard ○ = Optional – = Not available FWD = Front Wheel Drive * Excel grade

EQUIPMENT

EXTERIOR STYLING	Design	Excel
Black surround on lower front grille	●	—
Black wheel arch moulding	●	—
LED rear light guide	—	●
Gloss black surround on lower front grille	—	●
Shark-fin antenna	●	●
Black door moulding	●	●
Gloss black wheel arch moulding	—	●
Privacy glass on rear window	●	●
Silver lower front grille	●	●
Rear bumper with piano black inserts	—	●
Rear bumper with black insert	●	—

EXTERIOR COMFORT	Design	Excel
Auto headlights	●	●
Auto wipers	●	●
Boot door release with push-button	●	●
Power-adjustable door mirrors	●	●
Electric heated door mirrors	●	●
Follow-me-home headlights	●	●
Power tailgate	—	●
Power retractable door mirrors	●	●
Remote boot door release in cabin	●	●

EXTERIOR COMFORT	Design	Excel
Remote door lock	●	●
Smart Entry & Push-button Start	●	●
Smartphone remote hazard lights system	●	●
Smartphone remote door lock	●	●
Standard charger (3.3 kW)	●	●
E-switch operated rear door handles	●	●
Manual front door handles	●	●

INTERIOR STYLING	Design	Excel
Electronic parking brake	●	●
Power windows switches with satin chrome inserts	●	●
Satin chrome interior door handles	●	●
Soft-touch front door armrests	●	●
Soft-touch front door trim	●	●
Ambient lighting on dashboard	●	●
White ambient lighting in footwell	●	●
PVC gear shift knob	●	●
3-spoke premium animal friendly leather steering wheel	●	●
Metallic-effect insert on dashboard	●	●
Black insert on centre pillar	—	●
Gloss black insert on centre pillar	●	—
Soft-touch rear door armrests	●	●

● = Standard ○ = Optional — = Not available

EQUIPMENT

INTERIOR COMFORT	Design	Excel
Heated driver & passenger seats	—	●
12V power outlet – Front	●	●
2nd row rear passenger room LED light	●	●
60:40 split-folding 2nd row rear seats	●	●
7" multi-information screen	●	●
Adaptive Cruise Control (ACC) switch on steering wheel	●	●
Anti-jam protection on power windows	●	●
Assist grips – Front	●	●
Assist grips – Rear	●	●
Boot light	●	●
Child safety door lock	●	●
Digital speedometer (mph)	●	●
Driver & front passenger air-ventilated seats	—	●
Driver & front passenger personal LED lights	●	●
Driver power door lock	●	●
Dynamic guide lines on Reversing Camera	●	●
Auto up & down function on power windows	●	●
Hybrid System Indicator	●	●
LED front room light	●	●
Heat pump system with humidifier	●	●
Manual day/night rear-view mirror	●	—
Digital rear-view mirror with built-in cleaning system	—	●
Manual telescopic steering wheel	●	●
Manual tilt steering wheel	●	●
Manually height-adjustable driver seat	●	—
Manually reclining driver seat	●	—
Manually reclining front passenger seat	●	●

INTERIOR COMFORT	Design	Excel
Manually sliding driver seat	●	—
Manually sliding front passenger seat	●	●
Memory function on driver seat	—	●
Mirror on driver sun visor	●	●
Mirror on passenger sun visor	●	●
Multi-info switches on steering wheel	●	●
Noise reduction layer on front windows	—	●
Noise reduction layer on windscreen	●	●
Power-adjustable lumbar support on driver seat	●	●
Power adjustable driver seat	—	●
Power-reclining driver seat	—	●
Power-sliding driver seat	—	●
Push-button start	●	●
Rear window defogger	●	●
Speed Limiter switch on steering wheel	●	●
Telephone switches on steering wheel	●	●
UV-filter on driver & front passenger windows	●	●
Water-repellent driver & front passenger windows	—	●
Multimedia switches on steering wheel	●	●
Remote dual-air conditioning system with Nanoe™ X	●	●
Nanoe™ X air purifier	●	●
Rear foot ducts	—	●
Pollen air filter with deodorising odour eliminator	●	●
Infrared (IR) filter on windshield	●	●
Boot 230V power outlet	●	●

● = Standard ○ = Optional — = Not available

EQUIPMENT

STORAGE	Design	Excel
Boot underfloor storage	●	●
Front door pockets	●	●
Glovebox with light	●	●
Passenger-only seatback pocket	●	●
Rear door pockets	●	●
Front cup holders (2)	●	●
Rear cup holders	●	●
Luggage floor board with protection mat	●	●
Foldable tonneau cover	●	●

MULTIMEDIA	Design	Excel
6 speakers	●	●
Bluetooth® Connectivity	●	●
Digital Audio Broadcast (DAB)	●	●
Microphone on front personal light	●	●
MyToyota Connected Services	●	●
Voice recognition	●	●
12.3" multimedia display	●	●
Wireless Smartphone integration incl Apple CarPlay	●	●
Smart Voice Assist	●	●
12.3" Toyota Smart Connect+ multimedia system with Navigation & wireless Smartphone integration incl Apple CarPlay	●	●
Front USB-C connectors x 2	●	●
Rear USB-C connectors x 2	●	●
Front armrest USB connector (2)	●	●

SAFETY	Design	Excel
Anti-lock Braking System (ABS) with Electronic Brake force Distribution (EBD)	●	●
Automatic High Beam (AHB)	●	●
Blind Spot Monitor (BSM) with Safe Exit Assist (SEA)	●	●
eCall emergency call system	●	●
Glass-breaking alarm sensors	●	●
Immobiliser	●	●
Indicators integrated on door mirrors	●	●
Intrusion Alarm	●	●
Intrusion Sensor	●	●
Lane Trace Assist (LTA)	●	●
LED daytime running lights	●	●
LED high mounted stop light	●	●
LED indicators	●	—
Turning signal (LED) with DRL integration	—	●
LED rear combination lights	●	●
Manual headlight levelling	●	●
Motion sensor alarm	●	●
Reversing camera	●	●
Road Sign Assist (RSA)	●	●
Tyre Pressure Warning System (TPWS)	●	●
Vehicle Stability Control (VSC)	●	●
Intelligent Adaptive Cruise Control	●	●
Rear fog lights	●	●
Acoustic Vehicle Alert System	●	●
Safe Exit Assist	●	●

● = Standard ○ = Optional — = Not available

EQUIPMENT

SAFETY	Design	Excel
Pre-Collision System with Pedestrian (day & night), Cyclist & Motorbike (day) Detection	●	●
Speed limiter with Road Sign Assist (RSA)	●	●
Driver monitoring camera	●	●
Front-to-front oncoming car & motorbike daytime detection	●	●
Acceleration suppression at low speed	●	●
Emergency Driving Stop System	●	●
Automatic Rear Flashing Hazard Lights	●	●
Intelligent Parking Sensors (front for objects)	●	●
Rear Cross Traffic Alert with automatic braking (RCTA)	●	●
Pre-Collision System – with Intersection detection	●	●
Intelligent Parking Sensors (rear for objects, vehicle and Pedestrians)	●	●
Road events	●	●
Proactive Driving Assist (PDA)	●	●
Front Cross Traffic Alert (FCTA)	●	●
Lane Change Assist (LCA)	●	●
Emergency Steering Assist (with Active Support) on Pre-Collision system	●	●
Adjustable rear headrests	●	●

SAFETY	Design	Excel
Driver & front passenger Whiplash Injury Lessening seats	●	●
ISOFIX child restraint system	●	●
Passenger airbag on/off-switch	●	●
Pre-tensioners and force limiters	●	●
Rear headrests (3)	●	●
Driver & passenger central airbag	●	●
Driver & passenger front airbag	●	●
Driver & passenger side airbag	●	●
Rear seat reminder	●	●
Toyota Safety Sense with Over-the-Air Updates	●	●
Precaution Illumination on dashboard ambient light	●	●
Driver knee airbag	●	●

PERFORMANCE, TRANSPORT & PROTECTION	Design	Excel
Rear spoiler	●	●
Grille shutter	●	●
AC cable with home charging plug (3 pin)	●	●
AC Fast Charge Type 2 32A Mennekes cable	●	●

● = Standard ○ = Optional — = Not available

OWNING YOUR PRIUS PLUG-IN

Servicing your Toyota
Toyota Service Pricing means you will be sure to know the cost of your service up front. Expertly trained technicians using only genuine Toyota parts will carry out your service at one of over 200 Authorised Toyota Service Centres. The technicians will advise you on the correct service for your car based on the car's age, mileage and service history.

For more information visit toyota.co.uk/owners/servicing-and-aftercare/service-mot-maintenance

Service Plans
Inflation-proof pricing with a monthly or one-off payment plan means one less thing to worry about. With Toyota Service Plans the price you're quoted is guaranteed for the duration of your plan. The service, parts and labour are all paid for either in monthly instalments or as a one-off payment at the beginning of your plan.

For more information visit toyota.co.uk/owners/servicing-and-aftercare/service-mot-maintenance

Toyota Price Repairs
We offer transparent prices on a number of repair items for your Toyota giving you peace of mind when it comes to managing costs. Also don't forget we only use genuine Toyota parts, all of which come with at least 12 months' warranty (some even offer unlimited mileage warranties); and your car will always be dealt with by a trained Toyota technician.

For more information visit toyota.co.uk/owners/parts-accessories/parts

MyToyota
Whether you're a long-term owner or have recently taken delivery of a new Toyota, there are lots of reasons to join **MyToyota**. Packed with time-saving and convenient features, **MyToyota** ensures everything you need to manage your vehicle ownership is in one place. You'll also gain access to **My Rewards** where you can enjoy great offers and discounts from big brands on everything from family days out to pampering as well as everyday deals.

For more information visit toyota.co.uk/MyToyota or download the **MyToyota** app now available on iTunes® and Android.



Toyota Accessories
Toyota accessories are designed and manufactured with the same care, quality and attention to detail as Toyota vehicles. Tailor-made for your Toyota, they fit perfectly and add a personal touch of style, comfort and practicality. Also, because they've been tested under the most severe conditions, you can have complete confidence in their reliability and durability.

For more information visit toyota.co.uk/owners/parts-accessories/parts

Toyota Roadside Assistance
When you buy a new Prius Plug-in you will automatically receive 12 months' AA Roadside Assistance in the UK and Europe, free of charge. After the first year, you can renew this cover by calling 0344 701 6201 or visiting [Toyota.co.uk/owners/roadside-assistance/](https://toyota.co.uk/owners/roadside-assistance/)

Get up to 10 years/100,000 miles Toyota Warranty*
Every new Toyota comes with a 3 year manufacturer warranty followed by a 12 months / 10,000 miles additional warranty, with every qualifying service.

Corrosion Cover
The 12-year unlimited mileage cover protects against rust perforation affecting sheet metal body panels as a result of a manufacturing fault. This warranty can also be transferred to any future owner throughout the 12-year period.

Rust and Paint Cover
The 3-year unlimited mileage cover protects against defects and surface rust as a result of a manufacturing fault.

Toyota Business Centre
Our Toyota Business Centre network promise you same-day access to a business manager or dedicated sales executive. With business offers and interactive wholelife cost modelling tools which consider emissions, fuel economy, servicing, insurance and residual value data, our advisers can accurately compare tax costs against any competitor. Whenever servicing is due, we can offer fixed-price servicing, free local vehicle collection and delivery (with wash and vac).

Special offers, fixed-price fleet servicing, specialist fleet insurance, business daily hire, Toyota Fleet Financial Services, extended test drives and a dedicated Business Centre Network are just some of the services business customers can expect from Toyota.

For more information visit toyota.co.uk/businesscustomers

Toyota Motor Insurance
Toyota Motor Insurance is available for Toyota owners at competitive premiums. To obtain details of the benefits included and to arrange a quotation, please contact your local Toyota Centre or call 0800 350 500.

Flexible Finance from Toyota Financial Services
All our plans offer easy budgeting and peace of mind, and **AccessToyota** brings these benefits together in one flexible package.

Toyota Financial Services, Great Burgh, Burgh Heath, Epsom, Surrey, KT18 5UZ.

Finance subject to status to over 18s only. Indemnities may be required. Terms and conditions apply.

TFS is authorised and regulated by the Financial Conduct Authority.



* Terms and conditions apply. For full details, please ask your official ToyotaCentre or visit <https://www.toyota.co.uk/owners/toyota-warranty>

TOYOTA HYBRID INSURANCE

Discover the benefits of Toyota Hybrid Insurance, designed exclusively for hybrid drivers. Enjoy all the exceptional features of our Toyota Motor Insurance Policy, plus an additional reward: **Up to a 25%* discount on your renewal premium.** This discount is based on the miles your drive in Electric Vehicle (EV) mode.

You can track your EV usage in the MyToyota App, which updates after every journey, allowing you to stay on top of your progress.

To be eligible your Prius Plug-in must be a qualifying Self-Charging Hybrid registered in the UK and manufactured in 2024 or beyond.

Discover More

* To receive a discount, you must drive a minimum of 50% of your miles in EV mode with maximum discount (25%) achieved at 80% of your total miles in EV mode. Terms and conditions apply.

DISCOVER THE BENEFITS

RENEWAL PREMIUM

The opportunity to receive a discount on your renewal premium based on your miles driven in EV mode.

24-HOUR EMERGENCY HELPLINE

We understand that accidents can happen at any time. That's why our dedicated claims line is open 24/7 at our UK contact centre.

GENUINE TOYOTA REPAIRS

We will only repair your car with genuine parts[§] by Toyota Insurance Services approved repairers, looking after your vehicle with the utmost care, protecting any existing warranties.

[§] Applies to Toyota cars only. Excludes windscreen/glass replacement be replaced.

UNINSURED DRIVER PROMISE

If you make a claim for an accident that is not your fault and the driver of the other vehicle is uninsured, you will not lose your No Claim Discount with us or have to pay any excess.

AUTOMATIC COURTESY CAR COVER^º

Provided by one of our approved repair centres for the duration of the repair. Your insurance cover will be automatically transferred by your local Toyota Centre.

^º Subject to availability.



TOYOTA EXCESS PROTECTION

Toyota Excess Protection is a 12 month complimentary offering designed to enhance your ownership experience. At Toyota, we understand that unexpected events can occur on the road. That's why we're pleased to introduce this exclusive benefit to provide you with added security and peace of mind.

We'll pay back up to £350** of your motor insurance excess if you make an accident claim through Toyota Accident Care and have your car repaired with our Toyota Authorised Bodyshop Network.

** Up to £350 will be reimbursed after the claim is settled. Excludes breakdown and windscreen repair or replacement. See policy documents for full T&Cs which can be accessed by clicking "Discover More".

Discover More



Toyota Hybrid Insurance is arranged by Toyota Insurance Management UK Limited, trading as Toyota Insurance Services, registered in England, Company No. 14297877. Registered Office: 7th Floor, 52-56 Leadenhall Street, London, EC3A 2BJ. Authorised and regulated by the Financial Conduct Authority. Firm Reference Number: 983839.

Excess Protection is arranged and administered by Toyota Insurance Management UK Limited, trading as Toyota Insurance Services, registered in England, Company No. 14297877. Registered Office: 7th Floor, 52-56 Leadenhall Street, London, EC3A 2BJ. Authorised and regulated by the Financial Conduct Authority (FCA). Firm Reference Number: 983839.

DISCOVER THE BENEFITS

- All repairs are carried out at a Toyota Authorised body shop using genuine Toyota parts^{§§}.

^{§§} Applies to Toyota cars only. Excludes windscreen or glass replacement. Full T&Cs apply. See policy documents for full details.

- When your vehicle is repaired at an Authorised Toyota centre we'll reimburse you up to £350** of any insurance excess paid once the claim is resolved.

- Recover your car if it is not drivable and find you a courtesy car^{ºº} while yours is being repaired.

^{ºº} Subject to availability

ELIGIBILITY

Toyota Excess Protection is available to customers who purchase a new or used Toyota vehicle from an authorised Toyota Centre. Or who have completed a scheduled full/interim service in line with their vehicle's recommended service schedule at a Toyota Centre, no more than 60 days prior to this policy starting.



TOYOTA 2050 ENVIRONMENTAL CHALLENGE & LIFECYCLE POLICY

Announced in 2015, our global Environmental Challenge 2050 comprises of six challenges. They cover every aspect of our business, our exploration of new products and technologies, and our role as an enabler for individuals and communities to learn about and improve the natural world around them.

For more information regarding Toyota Environmental Challenge please visit: toyota.co.uk/world-of-toyota/environment/environmental-challenge-2050 or contact your local Toyota dealer.



CHALLENGE 1
NEW VEHICLE – ZERO CO₂ EMISSIONS

CHALLENGE 2
LIFE CYCLE – ZERO CO₂ EMISSIONS

By 2050, we want to reduce the CO₂ emissions from our vehicles by 90% compared to our 2010 levels. To achieve this, we will promote the development of new vehicles with low or zero carbon emissions, and do everything we can to increase the uptake of these vehicles.

We are working to create more environmentally friendly designs – and then analysing and refining them to ensure the lowest possible environmental impact throughout the vehicle's entire life cycle*.

CHALLENGE 3
PLANT – ZERO CO₂ EMISSIONS

CHALLENGE 4
MINIMISING AND OPTIMISING WATER USAGE

To reduce carbon emissions at our manufacturing plants, we are focusing on improving the technologies we use and switching to alternative power sources. We are committed to making our facilities more energy-efficient and adopting renewable energy sources such as solar and wind, as well as low-carbon power such as hydrogen energy.

To minimise water usage, we have started to collect rainwater at our manufacturing plants. We have also developed purification methods so that the water we do use can either be used again or returned safely into the local supply.

CHALLENGE 5
ESTABLISHING A RECYCLING-BASED SOCIETY AND SYSTEMS

CHALLENGE 6
ESTABLISHING A FUTURE SOCIETY IN HARMONY WITH NATURE

We've been working on the challenge of resource recycling for 40 years, with the result that 95% of every Toyota Prius Plug-in is now reusable and recoverable. In addition, we offer new and innovative ways of returning your vehicle when it eventually reaches 'the end of the road'. We are pursuing full life cycle management for battery recovery & reuse and remanufacturing green parts.

To preserve and enhance our co-existence with the natural world, we are organising reforestation and tree planting, green urban schemes and other environmental initiatives, both at our own sites and in the wider world. Our aim is to establish a society where people and nature coexist in harmony.

* Toyota's LCA methodology, which is applied to our passenger vehicles, was reviewed and approved by T.V Rheinland and has been certified to comply with ISO14040/14044 standards.



PRIUS PLUG-IN REIMAGINED BEYOND EXPECTATION

www.toyota.co.uk

While every effort is made to reproduce accurate information, we reserve the right to change specifications, equipment and availability without prior notice. This brochure cannot be regarded as infallible (some of the vehicles shown may not be to exact UK specification), and as such does not constitute an offer for sale of any particular vehicle or specification. For the latest specification and availability, we ask that you contact your local Toyota Centre. Vehicle body colours may differ slightly from the printed images in this brochure.

Figures are provided for comparability purposes; only compare fuel consumption and CO₂ figures tested to the same technical procedures. These figures may not reflect real life driving results. All vehicles are certified according to the World Harmonised Light Vehicle Test Procedure (WLTP). Please visit the Vehicle Certification Agency website for the latest information. Choice of accessories fitted (pre-registration) may affect the official CO₂ figures, car tax and 'on the road' price. These dates may change, please visit www.vehicle-certification-agency.gov.uk/fcb/wltp.asp for the latest information. Please contact your local Toyota Centre for further information.

The use of the term 'Toyota Accessories' should not be taken to imply that the products on the accessory pages are actually manufactured by the Toyota Motor Corporation or Toyota (GB) PLC. Toyota (GB) PLC is continually updating and changing specifications of accessories and reserves the right to do so at any time without prior notice.

Toyota (GB) Plc is an introducer appointed representative of Toyota Insurance Management UK Limited which is authorised and regulated by the Financial Conduct Authority.

© 2024 by Toyota Motor Europe NV/SA ('TME'). No part of this publication may in any way be reproduced without the prior written approval of Toyota (GB) PLC.



Toyota UK



@ToyotaUK

Prius Plug-in MY24 - September 2024