



# TAXI LOCKING - OVERVIEW



To lock all doors from outside entry, **press** the  button on the driver's interior door handle.

When exiting the vehicle, please ensure the **parking brake** is active and release the **brake pedal** before pulling the driver's interior door handle.



To unlock the rear doors to allow access from the outside, ensure the vehicle is stationary and **press** the  button.


To unlock all doors, **press and hold** the  button.



The rear doors will lock from the inside **automatically** when the taxi is in **Drive** or **Reverse**.

All doors (including the boot) will lock from the outside **automatically** as the taxi moves away if 'Auto-locking' is active in vehicle settings.



The rear doors are locked from the inside when the **brake pedal** is pressed. The rear doors are unlocked from the inside when the taxi is in **neutral**, the **parking brake** is activated and the **brake pedal** is released - or when the parking brake is activated, the brake pedal is released and the passenger presses .



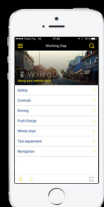
All doors are unlocked from the inside when the **ignition** is switched off.

In the event of a collision, all doors are unlocked from inside and outside **automatically**.



To lock the taxi using the remote fob, the ignition must be switched off and the **parking brake** active.

The remote fob can unlock all doors, or the driver's door only on the first button press (selectable in vehicle settings).



For more information, please refer to the **LEVC app** (available from Google Play and the App Store).