

Your Personalised Land Rover

RANGE ROVER

Range Rover SDV6 Vogue



ABOVE & BEYOND






EXTERIOR



Exterior Features

	DESCRIPTION	PRICE
COLOURS	Fuji White	£0.00
PAINT FINISHES	Gloss finish	£0.00
WHEELS	22" Style 9012, 9 split-spoke, Gloss Black	£3,370.00
BRAKE CALIPERS	Grey Anodised Brake Calipers	£0.00
ROOF COLOUR	Body-coloured roof	£0.00
ROOF TYPE	Fixed panoramic roof	£0.00
VISUAL PACKS	Black Exterior Pack with 22" Style 9012, 9 split-spoke, Gloss Black	£1,000.00
HEADLIGHTS	Matrix LED headlights with signature DRL	£0.00
FOG LIGHTS	No Fog Lights	£0.00
GLASS	Laminated Front and Laminated Privacy Rear Side Glass	£475.00
		TOTAL £4,845.00



COLOURS


PAINT FINISHES




WHEELS



BRAKE CALIPERS



ROOF COLOUR



ROOF TYPE

EXTERIOR

	DESCRIPTION	PRICE
Exterior Styling	-	£0.00
		TOTAL £0.00

INTERIOR



Interior Features


	DESCRIPTION	PRICE
TRIM	Ebony/Ivory interior with Ivory Perforated Windsor leather seats	£0.00
SEAT STYLES	20-way heated front seats with power recline heated rear seats	£0.00
HEADLINING	Ivory Morzine headlining	£0.00
FINISHERS	Grand Black veneer	£385.00
MATERIAL	Leather Steering Wheel	£0.00
AUDIO	Meridian™ Sound System	£0.00
		TOTAL £385.00



TRIM



HEADLINING



FINISHERS



MATERIAL



AUDIO

OPTIONS

DESCRIPTION		PRICE
INFOTAINMENT		£0.00
CD / DVD Player	Please note: The CD/DVD Player is located in the upper glovebox. When selected, the volume of the upper glovebox will be reduced.	£0.00
TOWING		£1,130.00
Electrically deployable tow bar	The electrically deployable tow bar is stowed discreetly behind the bumper, providing a clean and attractive finish. Approved for up to 3,500kg trailer load.	£1,130.00
		TOTAL £1,130.00

STANDARD FEATURES

DYNAMICS

8-speed Automatic Transmission	Twin-speed transfer box (high/low range)	All Wheel Drive
Adaptive Dynamics	Dynamic Stability Control (DSC)	Low traction launch
Electronic Traction Control (ETC)	Roll Stability Control (RSC)	Cornering Brake Control (CBC)
Automatic Access Height	Hill Descent Control (HDC)	Electronic air suspension
Electric Parking Brake (EPB)	Electronic Brake-force Distribution (EBD)	Twin tailpipes
Terrain Response	Electric Power Assisted Steering (EPAS)	Hill Launch Assist

EXTERIOR FEATURES

Heated rear window	Acoustic laminated windscreen	Rain sensing windscreen wipers
Rear wash wiper	Winter wiper park position	Heated windscreen
Auto-dimming exterior mirrors	Rear Fog Lights	Automatic Headlights
Daytime Running Lights (DRL)	LED Tail Lights	Follow Me Home Lighting
Centre High Mounted Stop Light (CHMSL)	Headlight Power Wash	

WHEELS AND TYRES

Tyre Pressure Monitoring System (TPMS)	Locking wheel nuts	Reduced Section Alloy Spare Wheel
--	--------------------	-----------------------------------

INTERIOR FEATURES

Multi-function steering wheel	Electrically adjustable steering column	Auto-dimming interior rear view mirror
Electric windows with one-touch open/close and anti-trap	Lockable glovebox	Front and rear cupholders
Front and rear grab handles	Ambient Interior Lighting	Carpet Mats
Aluminium treadplates with Range Rover script	Rotary shifter	Push Button Start
Centre console with storage and armrest	Driver and passenger front seat armrests	Rear centre armrest
Heated front seats	Three-zone Climate Control	Twin-blade sunvisors with illuminated vanity mirrors
Heated steering wheel	Gearshift paddles	

INFOTAINMENT

10" Touch Pro Duo	Interactive Driver Display	Navigation Pro
Protect	Pro Services and Wi-Fi Hotspot	Remote Premium
Voice Control	12V Power Socket(s)	USB Socket(s)
Bluetooth® Connectivity	All Terrain Info Centre	Digital Audio Broadcast (DAB) Radio
Secure Tracker	Digital TV	Trip Computer
Smartphone Pack		

CONVENIENCE

Loadspace light	Loadspace cover (hinged with hardcover)	Easy Boot Loading
Luggage tie-downs in loadspace	Powered gesture tailgate	Keyless Entry
Front centre console cooler compartment		

DRIVER ASSISTANCE

Emergency Braking	Front and Rear Parking Aid	Rear Camera
Lane Departure Warning	Cruise Control and Speed Limiter	

TOWING

Trailer Stability Assist (TSA)	Electrical towing preparation	Front and rear recovery eyes
--------------------------------	-------------------------------	------------------------------

SAFETY AND SECURITY

Emergency Brake Assist	Intrusion sensor	Anti-lock Braking System (ABS)
Customer Configurable Autolock	Height Adjustable Seatbelts	Customer Configurable Single Point Entry
Power Operated Child Locks	Rear ISOFIX	Front Airbags, with Passenger Seat Occupant Detector
Front Side Airbags	Side Repeater Indicators in Mirror	

TECHNICAL SPECIFICATIONS

PERFORMANCE

Maximum speed mph (km/h)	130 (209)
Acceleration (secs) 0-60mph (0-100 km/h)	7.9 (7.4)

FUEL ECONOMY

Fuel Tank Capacity (litres aprox.)	86
------------------------------------	----

POWERTRAIN

Capacity (cc)	2,993
Maximum power (HP/rpm)	275/3,500 - 4,250
Maximum torque (Nm/rpm)	625/1,500 - 2,500
Transmission	8-speed Automatic

WEIGHTS

Unladen weight (EU) (kg) - Includes a 75kg driver, full fluids and 90% fuel	2,328
Unladen weight (DIN) (kg) - Includes full fluids and 90% fuel	2,253
Gross Vehicle Weight (GVW) (kg)	3,130

TOWING

Unbraked trailer (kg)	750
Maximum towing (kg)	3,500
Maximum coupling point (nose weight) (kg)	150
Maximum vehicle and trailer combination (GTW) (kg)	6,630

ROOF CARRYING

Maximum roof load (including cross bars) (kg)	100
---	-----

DIMENSIONS

Height (mm)	1,869
Length (mm)	5,000
Width with mirrors folded (mm)	2,073
Width with mirrors out (mm)	2,220
Front wheel track (mm)	1,692.5
Rear wheel track (mm)	1,685.2
Wheelbase (mm)	2,922

HEADROOM

Maximum front/rear headroom with standard roof (mm)	997/996
Maximum front/rear headroom with panoramic roof (mm)	1,003/1,002

LEGROOM

Maximum front/rear legroom (mm)	994/997
---------------------------------	---------

LOADSPACE CAPACITY

Height (mm)	847
Width (mm)	1,291
Width between arches (mm)	1,120
Length behind first row (mm)	1,982
Maximum loadspace volume behind first row - Dry (litres)	1,694††
Maximum loadspace volume behind first row - Wet (litres)	1,943‡‡
Length behind second row (mm)	1,090
Maximum loadspace volume behind second row - Dry (litres)	707††
Maximum loadspace volume behind second row - Wet (litres)	900‡‡

LOADSPACE CAPACITY

Length behind third row (mm)	N/A
Maximum loadspace volume behind third row - Dry (litres)	N/A
Maximum loadspace volume behind third row - Wet (litres)	N/A

GROUND CLEARANCE - STANDARD

Height (mm)	220
Approach Angle	25.5°
Departure Angle	24.5°
Ramp Angle	21.5°

GROUND CLEARANCE - OFF ROAD

Height (mm)	297
Approach Angle	34.7°
Departure Angle	29.0°
Ramp Angle	28.2°

TURNING CIRCLE

Kerb-to-kerb (m)	12.33
------------------	-------

TURNING CIRCLE

Wall-to-wall (m)	12.70
Turns lock-to-lock (no. of turns)	3.03

WADING DEPTH

Maximum wading depth (mm)	900
---------------------------	-----

WLTP FUEL ECONOMY

WLTP Fuel Consumption (up to) (mpg)	30.2
WLTP CO ₂ Emissions (from) (g/km)	245

Pricing

Base Cost	£81,785.00
Configured Options	£6,360.00
Vehicle First Registration Fee	£55.00
Vehicle Excise Duty	£2,175.00
Final Price	£90,375.00*

Prices shown are effective from 1st April 2020. The information, specification and colours on this website may vary from market to market and are subject to change without notice. Some vehicles are shown with optional equipment that may not be available in all markets. Please contact your local retailer for local availability and prices. Fuel consumption figures: the results given here do not express or imply any guarantee of the fuel consumption of any particular vehicle with which this information may be supplied. Vehicles are not individually tested and there are inevitable differences between individual vehicles of the same model. The vehicle may also incorporate particular modifications. Vehicle is subject to availability and may vary from image shown. Vehicle price shown includes VAT, Road Fund Licence and First Registration Fee, actual price will be set by the Retailer. Promotions are available for a limited time at participating Retailers only, please contact your local Retailer to confirm vehicle availability, current prices and promotions.

‡ Figures provided are WLTP. WLTP is the new official EU test used to calculate standardised fuel consumption and CO₂ figures for passenger cars. It measures fuel, energy consumption, range and emissions. This is designed to provide figures closer to real-world driving behaviour. It tests vehicles with optional equipment and with a more demanding test procedure and driving profile.

△ Figures are shown as a range under WLTP testing measures. The most economical figures refer to the most efficient/lightest set of options. The least economical figures refer to the least efficient/heaviest set of options.

Please note that the online valuation figures presented to you at this stage are calculated and provided by a third party and are not provided or validated by Jaguar Land Rover UK or Jaguar Land Rover UK franchise retailers. Valuations are guides only and we do not warrant that you will be able to sell, or buy a vehicle for the Valuation received. The actual sale or purchase price is dependent on a number of additional factors, including colour and condition of the vehicle, supply of similar cars within the open market, promotions on offer and location. You agree that you may therefore achieve a sale or purchase of a used vehicle at a level higher or lower than the Valuation following a full inspection. Valuations are provided on the basis of a single transaction between a domestic vehicle user buying or selling a vehicle in a private non-commercial capacity (typically known as an Average Private Sale price). Valuations are based on the information provided by you and accordingly you must provide complete and accurate information for a Valuation. The Valuations are based on assumptions for vehicles in a condition taking into account their age and normal usage, and are not adjusted to allow for any remedial work that has been undertaken to restore vehicles to an unusually high standard such as "concourse" show condition. This applies especially to vehicles that could be considered as "classic" models, or those that are collected by enthusiasts. The guide prices shown above are split into three categories with a brief description of each. Any Valuation given through this website is a valuation based upon what you tell us about the vehicle and not a price at which we are willing to buy the vehicle. Validation on any guide price shown will be received following an on-site inspection / full appraisal by a Jaguar Land Rover UK franchise retailer. For the avoidance of doubt, this Online Valuation is not a contractual offer to buy your vehicle. On-site Inspection / Full Appraisal: We appreciate that not all customers are experts in assessing the condition of their vehicle. Therefore, in order to confirm the valuation, we will need to see your vehicle at an official Jaguar or Land Rover UK retailer where we always carry out an on-site inspection / Appraisal of a vehicle where it will be fully and fairly appraised, including a road test before we can confirm the Online Valuation or offer to buy your vehicle. If we consider that its value is affected by any aspect of its history or condition, including any unusual feature or customisation, which was not apparent to us when the guide Online Valuation was provided, the price that we offer for it will differ from the Online Valuation.

††Dry: Volume as measured with VDA-compliant solid blocks (200mm x 50mm x 100mm).

‡‡Wet: Volume as measured by simulating the loadspace filled with liquid.

- [PRIVACY POLICY](#)
- [TERMS AND CONDITIONS](#)
- [CONTACT US](#)
- [INTERNATIONAL STANDARDS](#)
- [MARKET SELECTOR](#)

© Jaguar Land Rover Limited 2020: Registered office: Abbey Road, Whitley, Coventry CV3 4LF. Registered in England No: 1672070



ABOVE & BEYOND

<http://www.landrover.co.uk>